

PRECISION LIQUID HANDLING



Syringes & Valves



HAMILTON 

ЗАО "Лабораторная Диагностика"

тел.: +7 (495) 647-22-94, 932-92-15

факс: +7 (495) 938-24-57 info@LD.ru www.LD.ru

Introduction



HAMILTON Bonaduz



HAMILTON Reno

Total Customer Satisfaction

Not just a slogan – it's how we operate.

A supplier can only satisfy you if he meets your day-to-day needs. That is the business we at HAMILTON are in. You tell us what you want, we supply you with what you want. We promise to supply you the goods you order.

- The quality you expect
- In the time you request
- The most convenient approach

It is our task to provide you with the best information for making your choice. Such a resource should inform you about:


- Our complete range of products
- The intended use of those products
- Where you can get them
- Their availability

This catalog presents our entire range of syringes and valves, along with accessories, spare parts and consumables. It includes full information about chromatography applications and instrument syringes in particular. The catalog will assist you finding the correct syringes for the various autosamplers on the market.

Table of Contents

The Measure of Excellence	5
Syringe Calibration	6
Syringe Schemes	7
Codes and Explanations	8
Syringe Accessories Overview	11
700 Series Syringes	12
600 Series Syringes	15
800 Series Syringes	16
7000 Series Syringes	18
1700 Series Syringes	20
1800 Series Syringes	26
1000 Series Syringes	30
Digital Syringes™	34
SampleLock™ Syringes	36
GC Autosampler Syringes	38
GC Septa	46
HPLC Syringes	50
HPLC Autosampler Syringes	52
Special Syringes	55
Syringe Accessories	68
Needles	74
Capillary Stainless Steel Tubing	78
Needle Gauge Index	79
Tubing Assemblies	80
Valves and Fittings	81
Numerical Index	89

The Measure of Excellence



The Measure of Excellence

For more than 50 years, HAMILTON has been satisfying customer needs in the field of precision fluid measuring. It all started with syringes. Not commercial, mass-produced medical syringes, but precision measuring instruments. We at HAMILTON combine top quality materials with skilled workmanship, ensuring the highest possible performance level of every precision fluid device we manufacture. With proper care and handling, HAMILTON syringes will provide unsurpassed performance in precision fluid handling year after year.

Syringes and needles manufactured by HAMILTON are intended for scientific research and laboratory use only and are not intended for human in vivo use.

Highest Quality Materials. From our pioneering efforts in designing and producing the first precision MICROLITER™ syringe, we have crafted our products from the finest materials and have controlled them with the same meticulous care and attention to detail that have become the hallmark of HAMILTON products.



Unsurpassed Accuracy and Precision. Every one of our syringes is subjected to extensive quality control procedures and tested to make sure we meet the high expectations of accuracy and precision that you have come to expect from all HAMILTON products.

The design of our barrel and plunger dimensions assures high levels of accuracy and precision. HAMILTON syringes are manufactured to be accurate within $\pm 1\%$ of nominal volume. The HAMILTON Quality System is EN ISO 9001 / EN 46001 certified.

Syringe Calibration

Syringe Calibration Service

HAMILTON offers a calibration service for precision syringes, Digital Syringes™ and MICROLAB® Diluters and Dispensers. A Certificate of Calibration is provided with the product and the procedure is performed with an unbroken chain of calibration traceable to NIST.

How to Order a Calibrated Syringe

Calibrated precision syringes are available only at the time of purchase. To order a calibrated syringe add the prefix "CAL" to the beginning of the syringe part number.

For example, to order a 701 N calibrated syringe:

Request part number CAL80300.


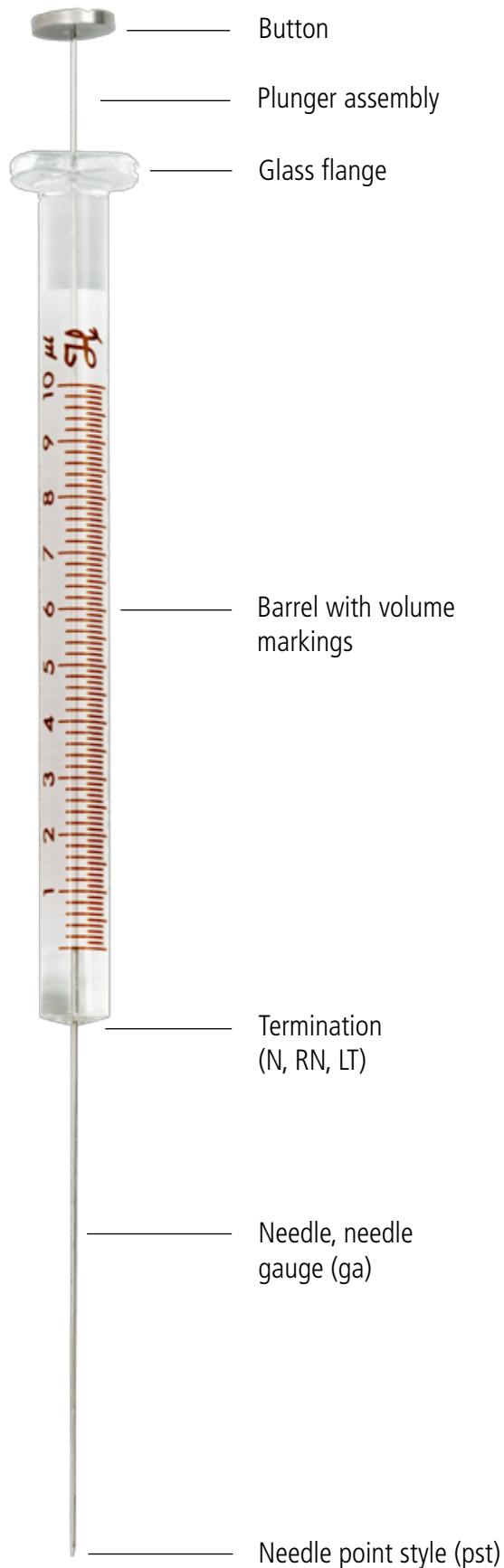
A recalibration service is available.

Digital Syringes™

Digital Syringes™ are automatically calibrated prior to shipment. A recalibration service is available for the Digital Syringe™. Simply return the digital unit including the syringe. Customer will be charged the calibration fee plus the cost of a new syringe if the original one cannot be recalibrated due to wear and tear.



Syringe Schemes



Codes and Explanations



N, NR (Cemented Needle, Cemented Needle Rheodyne)

The stainless steel needle is cemented into the glass barrel such that it aligns with the zero point of the scale. **NR** stands for Rheodyne specified syringes.



LTN (Luer Tip Cemented Needle)

The needles of the 1000 series syringes are cemented into the conical glass luer tip.



SN, LTSN (Special Cemented Needle, Special Luer Tip Cemented Needle)

Syringes with special lengths. To manufacture SN syringes we need the following specifications: (*=gauge/*=length/*=point style) whether electro-tapered.

Example of a correct needle specification: 701 SN gauge 25 / length 70 mm / pst3 = 80308 701 SN (25/70/3).



Cemented needles are not recommended for use with halogenated solvents such as CH_2Cl_2 .



RN, RNR (Removable Needle, Removable Needle Rheodyne)

RN needles like cemented needles are adjusted to the zero graduation mark of the syringe scale. Their connection is therefore dead volume free. Needles for syringes with a volume capacity of 2.5 μl to 100 μl are interchangeable, likewise needles for syringes with a capacity of 250 μl to 10 ml. RN needles are available from gauge 18 up to gauge 34.



RN needles are recommended for advantageous laboratories with multiple users or different applications, economical since you can replace the needle without having to purchase a new syringe.



KH (Knurled Hub)

Removable plunger/needle assembly, knurled hub is used exclusively in 7000 series syringes.

The attachment of different spacer lengths enables repeatable depth injections. KHOC is Knurled Hub On Column.



LT (Luer Tip)

Ground glass tip can be used with most hypodermic needles (Kel-F[®] needles, N needles, PTFE tubing assemblies and connectors for a tight seal). The LT syringe offers a wide flexibility. LT syringes can be heated up to 115°C.



SL (SampleLock™)

Lock your SampleLock™ syringe with the easy-to-use twist valve. An internal standard can be injected through the valve port into samples contained in the SampleLock™ syringe. The positive rear plunger stop prevents loss of sample and plunger blowout at elevated pressure.



TLL, TLLX (PTFE Luer Lock, PTFE Luer Lock with stop)

Male luer taper with nickel plated hub accepts, and locks in place, luer hub needles and connectors. TLL and TLLX are used in HAMILTON Diluters/Dispensers and in many other pipetting systems. The X-style plunger stop incorporates a 6-32 UNC female thread on the end of the stop to allow attachment to drive arm mechanism.

Codes and Explanations

DX (Diluter)

TLL PTFE Luer Lock male fitting with M6X1 female side port. The X-style plunger stop incorporates a 6-32 UNC female thread on the end of the stop to allow attachment to drive mechanism. Such as on the ML 500 Diluters/Dispensers. These syringes are used on the sample side of ML 500 Diluters.



TLL-XL (60 mm Syringe)

These 60 mm stroke TLL style syringes are compatible with many Liquid Handling Instruments, including XL-3000 modular digital syringe pump, Tecan and Cavro sample processors and Liquid Handling Applications.



C, CX (Cheminert)

1/4"-28 UNF male fitting. Used in low volume applications where system dead volume need to be minimized. The X-style plunger stop incorporates a 6-32 UNC female thread on the end of the stop to allow attachment to drive arm mechanism. Such as on the ML 500 Diluters/Dispensers. These syringes can also be screwed into HAMILTON micro valves HV, HVP and HVX.



C-XP

These 30 mm stroke C-style syringes are compatible with many Liquid Handling Instruments like Tecan, Cavro and other OEM Liquid Handling Systems.



AD (AccuDil®)

This syringe has been specially developed for use with Diluters/Dispensers. It's screwed directly into the carrier with a fine thread M8X0.75. These syringes have no scale.



DAD (Diluter AccuDil®)

These syringes have an axial fine thread M8X0.75 and a M6 side connector. As with the DX syringe they are used on the sample side of Diluters.



N, NR, KH, SN, RN, RNR, LTN, LTSN and SL

Syringes that are shipped with needles.

RN without needle, LT, TLL, TLLX, TLL-XL, DX, C, CX, C-XP, AD and DAD

Syringes that are shipped without needles.

Codes and Explanations

Several different needle point styles are offered on HAMILTON syringes and needle products depending on the application. The standard needles are manufactured from stainless steel and optimized according to use and syringe capacity. They have a standard length of 51 mm and point style 2 or 3.

Standard diameters available are:

Gauge 26s for 5 µl and 10 µl syringes.

Gauge 22s for 25 µl to 250 µl syringes.

Gauge 22 for syringes 500 µl and above.



Syringes and needles manufactured by HAMILTON are intended for scientific research and laboratory use only and are not intended for human in vivo use.

Point styles (pst)



pst2

This is the standard point style suitable for all chromatographic applications. 10-12° bevelled, non-coring needle point, recommended for septum penetration. (Only needle gauges from 22 to 26s are ideal for septum penetration.)



pst3

This needle has a 90° bevel and is mainly used in HPLC injection valves. It is recommended for sample pipetting and where precision dosing is required (e.g. thin layer chromatography).



pst4

This needle is cut at an angle of 10-12° and has a sharp point for animal injections.



pst5

Conical needle with closed end and a side hole. The closed end prevents the needle from being plugged when septa are penetrated (coring). Pst5 needles are available from gauges 10 to 26s. Ideal for penetration of septa, thin-gauged vinyls and plastic without coring.



pstAS

The needles have an 8° cone. They have been designed to penetrate GC Autosampler septa. AS standard needles are available in gauges 26, 26s, 23, 23s, 22, 22s. Other dimensions on request.

The needles are electro-polished and electro-tapered.

This is a manufacturing process that electrochemically removes the needle material and eliminates burrs.

This process is used for pst2 and pst3 needles and minimizes damage to septa during penetration.

Needles can be electro-tapered from gauges 10 to 26s.

SN needles are only tapered on request.

Syringe Accessories Overview

Pipetting Aids/ Syringe Accessories

Reproducibility (Chaney) Adapter (Page 68)

The design allows reproducible dosing and also prevents the plunger from bending. The system can be retrofitted to 700, 800, 1700, 1800 and 7000 series syringes. The Chaney adapter is available as an option for the above mentioned syringes and can be easily installed in the field.

Syringe Guide (Page 69)

The guide prevents the plunger from bending. Furthermore, it prevents the plunger from being pulled out. The guide is available for syringes series 700, 1700 and 7000. It is available separately and can be easily installed in the field.

Adapters

Septum Adapter (Page 71)

Store and sample syringe contents with this adapter. It attaches to any TLL or LT syringe. The septum is replaceable.

RN Adapters (Removable Adapters) (Page 71)

There are three different removable adapters available for 250 μ l and larger syringes, as well as for SampleLock™ syringes. It provides connection to threaded fittings, tubing assemblies, tees and crosses.

Syringe and Needle Cleaning Kit (Page 73)

The HAMILTON cleaning kit helps to maintain the cleanliness of your syringe. Clean syringes last longer. The powerful cleaning solution and the detailed description of the cleaning procedure will make caring for your HAMILTON syringe easy.

GC Septa (Page 46)

These new long life GC Autosampler septa are designed to provide the longest life and lowest bleed possible when combined with HAMILTON GC Autosampler syringes.

Inert Gas Sampling Valve (Page 70)

This lever-actuated on/off valve is used for storing and transporting samples in any GASTIGHT® TLL syringe.

Syringe Rack (Page 72)

Clean and safe storage of series 700, 1700, and 7000 syringes on your workstation. Free standing or wall mounted model available.


700 Series Syringes


The 700 series MICROLITER™ syringes are the original HAMILTON syringes and are the standard liquid measuring devices throughout the world for precise delivery of liquids in the from 5 µl to 500 µl volume range. Steel plungers individually fitted into the borosilicate glass barrels guarantee the highest level of quality. The accuracy of these syringes is $\pm 1\%$ of the nominal volume.


Typical applications are:

- Sample injection in gas chromatography (GC)
- Sample injection in HPLC valves
- Sample injection with automatic samplers from different manufacturers
- Thin layer chromatography (TLC)
- Everyday applications




 Due to different coefficients of expansion of steel and glass, syringes with needles must not be heated above 50°C. Due to the manufacturing process, the plungers and glass barrels are not interchangeable.

 **Tech Tip**
Before each use, thoroughly inspect the syringe barrel for cracks, and the needle point for burrs.

 **Economical Tip**
Syringes cost less in a Six Pack. The packaging container keeps syringes close at hand.


700 Series Syringes

N Syringes


Ordering information	Needle length mm							
		Volume 5 µl Model 75 Gauge 26s	Volume 10 µl Model 701 Gauge 26s	Volume 25 µl Model 702 Gauge 22s	Volume 50 µl Model 705 Gauge 22s	Volume 100 µl Model 710 Gauge 22s	Volume 250 µl Model 725 Gauge 22s	Volume 500 µl Model 750 Gauge 22
N cemented needle pst2	51	87900	80300	80400	80500	80600	80700	80800
N cemented needle pst2	70		80350					
N cemented needle pst2	76		80384					
N cemented needle pst3	51	87919	80383	80465	80565	80665	80765	80865
N cemented needle pst5	51		80339					80839
SN cemented needle *	*	87908	80308	80408	80508	80608	80708	80808

* Specify needle gauge, length, point style and whether electro-tapered

RN Syringes

Ordering information	Needle length mm							
		Volume 5 µl Model 75 Gauge 26s	Volume 10 µl Model 701 Gauge 26s	Volume 25 µl Model 702 Gauge 22s	Volume 50 µl Model 705 Gauge 22s	Volume 100 µl Model 710 Gauge 22s	Volume 250 µl Model 725 Gauge 22s	Volume 500 µl Model 750 Gauge 22
RN removable needle pst2	51	87930	80330	80430	80530	80630	80730	80830
RN needle not included		7634-01	7635-01	7636-01	7637-01	7638-01	7639-01	7640-01

LT Syringes

Ordering information	Needle length mm							
		Volume 5 µl Model 75	Volume 10 µl Model 701	Volume 25 µl Model 702	Volume 50 µl Model 705	Volume 100 µl Model 710	Volume 250 µl Model 725	Volume 500 µl Model 750
LT Luer Tip Needle not included			80301	80401	80501	80601	80701	80801

Six Pack

Ordering information	Needle length mm							
		Volume 5 µl Model 75 Gauge 26s	Volume 10 µl Model 701 Gauge 26s	Volume 25 µl Model 702 Gauge 22s	Volume 50 µl Model 705 Gauge 22s	Volume 100 µl Model 710 Gauge 22s	Volume 250 µl Model 725 Gauge 22s	Volume 500 µl Model 750 Gauge 22
N Six Pack pst2	51		80366					
RN Six Pack pst2	51		80336					

700 Series Syringes

Accessories and Spare Parts

Ordering information

	75 5 µl	701 10 µl	702 25 µl	705 50 µl	710 100 µl	725 250 µl	750 500 µl
PB600 Repeating Dispenser			83700	83700	83700	83700	83700
Reproducibility (Chaney) Adapter	14700	14700	14725	14725	14725	14725	14725
Syringe Guide	14806	14806	14806	14906	14906	14906	14906

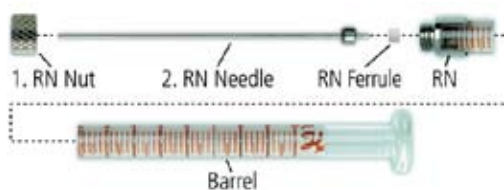
Needles

RN nut	30902	30902	30902	30902	30902	30902	30902
Standard RN needles	7758-02	7758-02	7758-03	7758-03	7758-03	7779-03	7779-01
Standard N needles	90039	90039	90038	90038	90038	90038	90022
Standard KF needles	90139	90139	90138	90138	90138	90138	90122



Syringe Calibration Service

Add the prefix "CAL" in the beginning of the syringe part number.



Technical Specifications

	Syringe type Syringe capacity	75 5 µl	701 10 µl	702 25 µl	705 50 µl	710 100 µl	725 250 µl	750 500 µl
Needle length (mm)		51	51	51	51	51	51	51
Needle gauge		26s	26s	22s	22s	22s	22s	22
Needle outer diameter (mm)		0.47	0.47	0.72	0.72	0.72	0.72	0.72
Needle inner diameter (mm)		0.13	0.13	0.15	0.15	0.15	0.15	0.41
Needle point style		2	2	2	2	2	2	2
Electro-tapered		Yes	Yes	Yes	Yes	Yes	Yes	No
Dead volume in needle (µl)		0.68	0.68	0.90	0.90	0.90	0.90	6.73
Scale length (mm)		54	54	60	60	60	60	60
Test pressure (MPa)		0.6	0.6	0.6	0.6	0.6	0.6	0.6

600 Series Syringes

These syringes are rugged, durable and long lasting. They have a reinforced plunger, which prevents plunger bending. The plunger is individually fitted to the glass barrel and can not be interchanged between syringes.

These syringes are only available with a removable needle (RN) termination.



RN Syringes

Ordering information	Needle length mm	Volume 2.5 µl Model 62 Gauge 22s	Volume 5 µl Model 65 Gauge 22s
RN removable needle pst3	51	87942	87943
RN needle not included		7632-01	7633-01

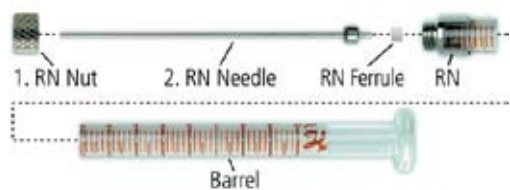
Accessories and Spare Parts

	Syringe type 62	65
	Syringe capacity 2.5 µl	5 µl
RN nut	30902	30902
Standard RN needles	7770-01	7770-01



Syringe Calibration Service

Add the prefix "CAL" in the beginning of the syringe part number.



800 Series Syringes

The 800 series MICROLITER™ syringes are a further development of the 700 series syringes and are liquid tight. The plungers are equipped with a removable metal handle which prevents heat transfer and the fine plunger from bending. The handle is assembled with a special stop that prevents the plunger from blowing out. If the glass barrel becomes damaged, the barrel can be easily replaced in the lab. The accuracy of these syringes is $\pm 1\%$ of the nominal volume.

Typical applications are:

- Sample injections in HPLC valves
- Manual sample injections in GC
- Sample collection from deep containers



Tech Tip



To achieve best reproducibility results of single deliveries, it is recommended to first overfill the syringe by 20% of the volume dispensed.



Economical Tip

Reusable handle can be used for 800 and 1800 series syringes.

800 N Syringes

Ordering information	Needle length mm	Volume 5 μ l Model 85 Gauge 26s	Volume 10 μ l Model 801 Gauge 26s	Volume 25 μ l Model 802 Gauge 22s	Volume 50 μ l Model 805 Gauge 22s	Volume 100 μ l Model 810 Gauge 22s
N cemented needle pst2	51	84850	84852	84854	84856	84858



800 RN Syringes

Ordering information	Needle length mm	Volume 5 μ l Model 85 Gauge 26s	Volume 10 μ l Model 801 Gauge 26s	Volume 25 μ l Model 802 Gauge 22s	Volume 50 μ l Model 805 Gauge 22s	Volume 100 μ l Model 810 Gauge 22s	Volume 250 μ l Model 825 Gauge 22s
RN removable needle pst2	51	84851	84853	84855	84857	84859	84861
RN needle not included		7641-01	7642-01	7643-01	7644-01	7645-01	7646-01



Accessories and Spare Parts

Ordering information

	85 5 µl	801 10 µl	802 25 µl	805 50 µl	810 100 µl	825 250 µl
Reproducibility (Chaney) Adapter	32146	32146	32146	32146	32146	32146
RN nut	30902	30902	30902	30902	30902	30902
Holder assembly	32135	32135	32135	32135	32135	32135

Needles

Standard RN needles	7758-02	7758-02	7758-03	7758-03	7758-03	7779-03
---------------------	---------	---------	---------	---------	---------	---------

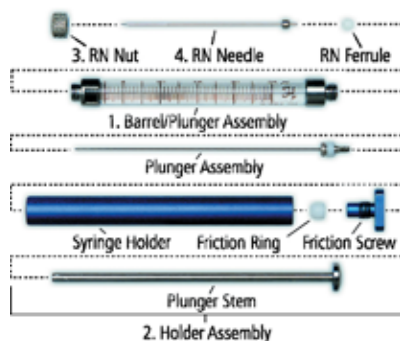
Barrel plunger assemblies

Barrel/plunger assembly N	32150	32151				
Barrel/plunger assembly RN		32165	32166		32168	32169
Barrel/plunger assembly RN Needle not included	32134	32129	32117	32120	32123	32126



Syringe Calibration Service

Add the prefix "CAL" in the beginning of the syringe part number.



Technical Specifications

	Syringe type Syringe capacity	85 5 µl	801 10 µl	802 25 µl	805 50 µl	810 100 µl	825 250 µl
Needle length (mm)		51	51	51	51	51	51
Needle gauge		26s	26s	22s	22s	22s	22s
Needle outer diameter (mm)		0.47	0.47	0.72	0.72	0.72	0.72
Needle inner diameter (mm)		0.13	0.13	0.15	0.15	0.15	0.15
Needle point style		2	2	2	2	2	2
Electro-tapered		Yes	Yes	Yes	Yes	Yes	Yes
Dead volume in needle (µl)		0.68	0.68	0.90	0.90	0.90	0.90
Scale length (mm)		54	54	60	60	60	60
Test pressure (MPa)		0.6	0.6	0.6	0.6	0.6	0.6

7000 Series Syringes

HAMILTON 7000 series syringes are designed on the dead volume free principle of positive displacement. A fine tungsten plunger extends through the whole length of the syringe to the needle end. These syringes are available in capacities from 0.5 µl up to 5 µl. The accuracy is ± 1% of the nominal volume. The needle and tungsten plunger are exactly fitted and can be replaced as an assembly. Since the needle length and inner diameter determine the nominal volume when ordering special needles (SN) only the length and point style can be defined. Point style 5 needles are not available.

Typical applications are:

- Sample injection in GC
- Sample pipetting in the sub microliter range in GC and TLC
- Micropipetting
- Animal injections
- Micro volume fluid transfers



Tech Tip

The knurled hub is seated against a sealing ferrule at the junction of the needle/glass barrel, to ensure injection pressure. To maintain this seal periodically tighten the knurled hub nut until light resistance to plunger movement is felt. Use of pliers on the knurled hub nut may be required to achieve tightness.

7000 Syringes



Ordering information	Needle length mm	Volume 0.5 µl Model 7000.5 KHOC Gauge 32	Volume 0.5 µl Model 7000.5 KH Gauge 25	Volume 1.0 µl Model 7001 KH Gauge 25s	Volume 1.0 µl Model 7101 KH Gauge 22s	Volume 2.0 µl Model 7002 KH Gauge 25	Volume 2.0 µl Model 7102 KH Gauge 23	Volume 5.0 µl Model 7105 KH Gauge 24
Knurled hub (KH) pst2	70		86259	80135	86211	88411	88511	88011
Knurled hub (KH) pst3	100	86257						
Knurled hub (KH) pst3	70		86250	80100	86200	88400	88500	88000
Knurled hub (KH) pst *	*			80108				

* Specify only needle length, point style 5 is not available
Maximum needle length for SN is 130 mm


Accessories and Spare Parts

Ordering information	Needle length mm	Volume 0.5 µl Model 7000.5 KHOC	Volume 0.5 µl Model 7000.5 KH	Volume 1.0 µl Model 7001 KH	Volume 1.0 µl Model 7101 KH	Volume 2.0 µl Model 7002 KH	Volume 2.0 µl Model 7102 KH	Volume 5.0 µl Model 7105 KH
Reproducibility (Chaney) Adapter		14725	14725	14725	14725	14725	14725	14725
Syringe guide		14906	14906	14906	14906	14906	14906	14906
Knurled hub (KH)		17658	17789	17789	17789	17789	17789	17789
Repair kit pst3	100	86258						
Repair kit pst3	70		17187	17188	17190	17191	17192	17193
Repair kit pst2	70		17887	17888	17890	17891	17892	17893
Spacer (25 mm)		86201	86201	86201	86201	86201	86201	86201
Spacer (38 mm)		86202	86202	86202	86202	86202	86202	86202
Spacer (50 mm)		86203	86203	86203	86203	86203	86203	86203



Syringe Calibration Service

Add the prefix "CAL" in the beginning of the syringe part number.



*3. Repair kit includes KH needle, KH ferrule, plunger wire and instruction sheet.

Technical Specifications

Syringe type Syringe capacity	Volume 0.5 µl Model 7000.5 KHOC	Volume 0.5 µl Model 7000.5 KH	Volume 1.0 µl Model 7001 KH	Volume 1.0 µl Model 7101 KH	Volume 2.0 µl Model 7002 KH	Volume 2.0 µl Model 7102 KH	Volume 5.0 µl Model 7105 KH
Needle length (mm)	100	70	70	70	70	70	70
Gauge	32	25	25s	22s	25	23	24
Dead volume (µl)	0	0	0	0	0	0	0
Electro-tapered	No	No	No	Yes	No	Yes	No
Scale length (mm)	60	60	60	60	60	60	60
Minor graduation (µl)	0.005	0.005	0.01	0.01	0.02	0.02	0.05
Max working temperature (°C)	50	50	50	50	50	50	50
Min working temperature (°C)	10	10	10	10	10	10	10

1700 Series Syringes

The HAMILTON 1700 series is the GASTIGHT® version of the 700 series. The syringes are designed to work with liquids and gases. These syringes use PTFE as an inert plunger seal. They cover capacities from 10 µl to 500 µl. The syringes have an accuracy of ± 1% of the nominal volume. With these syringes liquids only come into contact with glass and PTFE. The plunger assemblies are interchangeable.

Typical applications are:

- Use in diluters/dispensers
- Use in autosamplers and analysers
- Pipetting of gases
- Sample injection in GC, LC and TLC



Tech Tip

When initially inserting the plunger into a GASTIGHT® syringe barrel, wet the PTFE tip with deionised water or another solvent compatible with the sample.



Economical Tip

Plungers for GASTIGHT® syringes are easily replaceable when your glass barrel is not broken.

N Syringes

Ordering information	Needle length mm	Volume 10 µl	Volume 25 µl	Volume 50 µl	Volume 100 µl	Volume 250 µl	Volume 500 µl
		Model 1701 Gauge 26s	Model 1702 Gauge 22s	Model 1705 Gauge 22s	Model 1710 Gauge 22s	Model 1725 Gauge 22s	Model 1750 Gauge 22
N cemented needle pst2	51	80000	80200	80900	81000	81100	81217
N cemented needle pst3	51	80075	80275	80975	81075	81175	81216
N cemented needle pst5	51	80039	80239	80939	81039	81139	81243
SN cemented needle *	*	80008	80208	80908	81008	81108	81214



* Specify needle gauge, length, point style and whether electro-tapered

1700 Series Syringes

RN Syringes



Ordering information	Needle length mm	Volume 10 μ l Model 1701 Gauge 26s	Volume 25 μ l Model 1702 Gauge 22s	Volume 50 μ l Model 1705 Gauge 22s	Volume 100 μ l Model 1710 Gauge 22s	Volume 250 μ l Model 1725 Gauge 22s	Volume 500 μ l Model 1750 Gauge 22
RN removable needle pst2	51	80030	80230	80930	81030	81130	81230
RN removable needle pst3	51	80065 ¹	80265	80965	81065	81165	81265
RN needle not included		7653-01	7654-01	7655-01	7656-01	7657-01	7658-01

¹ Needle gauge is 22s

LT Syringes



Ordering information	Volume 10 μ l Model 1701	Volume 25 μ l Model 1702	Volume 50 μ l Model 1705	Volume 100 μ l Model 1710	Volume 250 μ l Model 1725	Volume 500 μ l Model 1750
LT Luer Tip Needle not included	80001	80201	80901	81001	81101	81201

TLL Instrument Syringes



Ordering information	Volume 10 μ l Model 1701	Volume 25 μ l Model 1702	Volume 50 μ l Model 1705	Volume 100 μ l Model 1710	Volume 250 μ l Model 1725	Volume 500 μ l Model 1750
TLL without slots (Luer Lock) Needle not included			80920	81020	81120	81220
TLL with slots (Luer Lock) Needle not included			80927	81027	81127	81227
TLLX, TLL with stop (Luer Lock) Needle not included		80222	80922	81022	81122	81222

TLL-XL Instrument Syringes



Ordering information	Volume 10 μ l Model 1701	Volume 25 μ l Model 1702	Volume 50 μ l Model 1705	Volume 100 μ l Model 1710	Volume 250 μ l Model 1725	Volume 500 μ l Model 1750
TLL-XL (Luer Lock) Needle not included			201790	201797	201802	201807

1700 Series Syringes

TLLXB Instrument Syringes



Ordering information	Volume 10 μ l Model 1701	Volume 25 μ l Model 1702	Volume 50 μ l Model 1705	Volume 100 μ l Model 1710	Volume 250 μ l Model 1725	Volume 500 μ l Model 1750
TLLXB, TLL with stop & backbushing. Needle not included		80223	80947	81047	81147	81247

DX Instrument Syringes



Ordering information	Volume 10 μ l Model 1701	Volume 25 μ l Model 1702	Volume 50 μ l Model 1705	Volume 100 μ l Model 1710	Volume 250 μ l Model 1725	Volume 500 μ l Model 1750
DX Diluter with stop No needles available		80226	80926	81026	81126	81226

CX Cheminert Instrument Syringes



Ordering information	Volume 10 μ l Model 1701	Volume 25 μ l Model 1702	Volume 50 μ l Model 1705	Volume 100 μ l Model 1710	Volume 250 μ l Model 1725	Volume 500 μ l Model 1750
CX Cheminert with stop No needles available	80062	80262	80962	81062	81162	81262

C-XP Instrument Syringes



Ordering information	Volume 10 μ l Model 1701	Volume 25 μ l Model 1702	Volume 50 μ l Model 1705	Volume 100 μ l Model 1710	Volume 250 μ l Model 1725	Volume 500 μ l Model 1750
C-XP No needles available			201720	201730	201740	201750

AD, DAD AccuDil® Instrument Syringes



Ordering information	Volume 10 µl Model 1701	Volume 25 µl Model 1702	Volume 50 µl Model 1705	Volume 100 µl Model 1710	Volume 250 µl Model 1725	Volume 500 µl Model 1750
AD, AccuDil® with stop No needles available			201000	201050	201100	201150
DAD Diluter AccuDil® with stop No needles available			201500	201550	201600	201650

Accessories

Ordering information	1701 10 µl	1702 25 µl	1705 50 µl	1710 100 µl	1725 250 µl	1750 500 µl
PB600 Repeating Dispenser	83700	83700	83700	83700	83700	83700
Reproducibility (Chaney) Adapter	14700	14725	14725	14725	14725	14725
Syringe guide	14806	14906	14906	14906	14906	14906

Needles

Standard RN needles	7758-02	7758-03	7758-03	7758-03	7779-03	7779-01
Standard N needles	90039	90038	90038	90038	90038	90022
Standard KF needles	90139	90138	90138	90138	90138	90122



Syringe Calibration Service

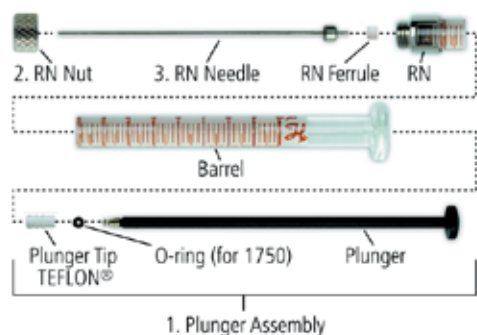
Add the prefix "CAL" in the beginning of the syringe part number.

1700 Series Syringes

Spare Parts

Ordering information

	1701 10 µl	1702 25 µl	1705 50 µl	1710 100 µl	1725 250 µl	1750 500 µl
RN nut	30902	30902	30902	30902	30902	30902
Plunger assembly N	13205	1122-01	1162-01	1162-02	1162-03	1169-01
Plunger assembly RN	13205	1122-01	1162-01	1162-02	1162-03	1169-01
Plunger assembly LT/LTN	13205	1122-01	1162-01	1162-02	1162-03	
Plunger assembly TLLX/DX/CX		13269	1117-01	1117-02	1117-03	1120-01
Plunger assembly TLL-XL			201793	201800	201805	201810
Plunger assembly AD			201020	201070	201120	201170
Plunger assembly DAD			201520	201570	201620	201670
Plunger assembly TLL (without slots)		13269	1162-01	1162-02	1162-03	1169-01
Plunger assembly C-XP			201725	201735	201745	201755



Technical Specifications

	Syringe type Syringe capacity	1701 10 µl	1702 25 µl	1705 50 µl	1710 100 µl	1725 250 µl	1750 500 µl
Needle length (mm)		51	51	51	51	51	51
Needle gauge		26s	22s	22s	22s	22s	22
Needle outer diameter (mm)		0.47	0.72	0.72	0.72	0.72	0.72
Needle inner diameter (mm)		0.13	0.15	0.15	0.15	0.15	0.41
Needle point style		2	2	2	2	2	2
Electro-tapered		Yes	Yes	Yes	Yes	Yes	No
Dead volume in needle (µl)		0.68	0.90	0.90	0.90	0.90	6.73
Scale length (mm)		60	60	60	60	60	60
Test pressure (MPa)		0.6	0.6	0.6	0.6	0.6	0.6
Max working temperature (°C)		50	50	50	50	50	50
Min working temperature (°C)		20	20	20	20	20	20



Picture made by Werner Kirsch, Cologne

1800 Series Syringes

HAMILTON 1800 series syringes are gas and liquid tight and equivalent in design to the 800 series. As a further development of the 800/1700 series they combine interchangeability of individual parts (glass barrel, plunger, reusable handle) with easy handling (adjustable plunger, drag and blow out stop). These syringes are available in capacities from 10 μl to 250 μl . The accuracy is the same as other HAMILTON syringes $\pm 1\%$.

Typical applications are:

- Sample injections in HPLC valves
- Manual sample injections in GC
- Sample collection from deep containers



Tech Tip

Syringes should be used at a constant temperature. Accuracy and reproducibility specifications are determined at 25°C.



Economical Tip

The reusable handle allows fast and easy exchange in your lab and increases the lifetime of your syringes.

1800 N Syringes

Ordering information	Needle length mm	Volume 10 μl Model 1801 Gauge 26s	Volume 25 μl Model 1802 Gauge 22s	Volume 50 μl Model 1805 Gauge 22s	Volume 100 μl Model 1810 Gauge 22s	Volume 250 μl Model 1825 Gauge 22s
N cemented needle pst2	51	84875	84878	84881	84884	84887



1800 RN Syringes



Ordering information	Needle length mm	Volume 10 µl Model 1801 Gauge 26s	Volume 25 µl Model 1802 Gauge 22s	Volume 50 µl Model 1805 Gauge 22s	Volume 100 µl Model 1810 Gauge 22s	Volume 250 µl Model 1825 Gauge 22s
RN removable needle pst2	51	84877	84880	84883	84886	84889
RN needle not included		7659-01	7660-01	7661-01	7662-01	7663-01

Accessories and Spare Parts

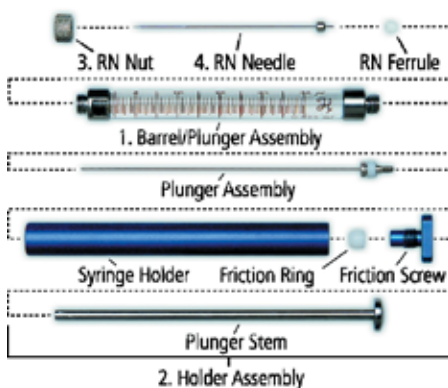
Ordering information

	1801 10 µl	1802 25 µl	1805 50 µl	1810 100 µl	1825 250 µl
Reproducibility (Chaney) Adapter	32146	32146	32146	32146	32146
RN nut	30902	30902	30902	30902	30902
Holder assembly	32135	32135	32135	32135	32135
Standard RN needles	7758-02	7758-03	7758-03	7758-03	7779-03
Plunger assemblies N/RN	32193	1160-01	1161-01	1161-02	4871-01
Glass barrel N	32175				
Glass barrel RN Needle not included	32187	32188	32189	32190	32191



Syringe Calibration Service

Add the prefix "CAL" in the beginning of the syringe part number.



1800 Series Syringes

Technical Specifications

	Syringe type Syringe capacity	1801 10 µl	1802 25 µl	1805 50 µl	1810 100 µl	1825 250 µl
Needle length (mm)		51	51	51	51	51
Needle gauge		26s	22s	22s	22s	22s
Needle outer diameter (mm)		0.47	0.72	0.72	0.72	0.72
Needle inner diameter (mm)		0.13	0.15	0.15	0.15	0.15
Needle point style		2	2	2	2	2
Electro-tapered		Yes	Yes	Yes	Yes	Yes
Dead volume in needle (µl)		0.68	0.90	0.90	0.90	0.90
Scale length (mm)		60	60	60	60	60
Test pressure (MPa)		0.6	0.6	0.6	0.6	0.6
Max working temperature (°C)		50	50	50	50	50
Min working temperature (°C)		20	20	20	20	20





Picture made by Werner Kirsch, Cologne

1000 Series Syringes

The HAMILTON 1000 series syringes are gas and liquid tight and are available in volumes from 1 ml to 100 ml. The barrel is precision-manufactured from borosilicate glass. The plunger is made of PTFE coated aluminium and equipped with a precision PTFE seal. The flexibility of the seal allows the interchange of glass barrel and plunger between syringes of the same capacity. All parts in contact with the samples are made of inert materials such as glass and PTFE. These GASTIGHT® syringes have an accuracy of $\pm 1\%$ of the nominal volume.

Typical applications are:

- Use with Hamilton Diluters/Dispensers
- Use with Diluters/Dispensers third party instruments
- Use in analysers
- Pipetting of corrosive liquids
- Pipetting of gases (up to 0.6 MPa)
- Sample injection in GC, LC, TLC and Headspace



Tech Tip

Avoid variations in liquid measure due to body heat by grasping the syringe flange and plunger as you draw and dispense fluid.



Economical Tip

For labs with multiple applications it is recommended to buy a RN syringe without needle and separate RN needles according to the application.


LTN Syringes

Ordering information	Needle length mm	Volume 1000 μ l Model 1001 Gauge 22	Volume 1250 μ l Model 1001.25 Gauge 22	Volume 2500 μ l Model 1002 Gauge 22	Volume 5000 μ l Model 1005 Gauge 22	Volume 10000 μ l Model 1010 Gauge 22	Volume 25000 μ l Model 1025 Gauge 22	Volume 50000 μ l Model 1050 Gauge 22	Volume 100000 μ l Model 1100 Gauge 22
LTN cemented needle pst2	51	81317	82017	81417	81517	81617			
LTN cemented needle pst3	51	81316	82016	81416	81516	81616			
LTN cemented needle pst5	51	81343		81443	81543	81643			
LTSN cemented needle *	*	81314		81414	81514	81614			

* Specify needle gauge, length, point style and whether electro-tapered


1000 Series Syringes

RN Syringes




Ordering information	Needle length mm	Volume 1000 µl Model 1001 Gauge 22	Volume 1250 µl Model 1001.25 Gauge 22	Volume 2500 µl Model 1002 Gauge 22	Volume 5000 µl Model 1005 Gauge 22	Volume 10000 µl Model 1010 Gauge 22	Volume 25000 µl Model 1025 Gauge 22	Volume 50000 µl Model 1050 Gauge 22	Volume 100000 µl Model 1100 Gauge 22
RN removable needle pst2	51	81330		81430	81530	81630			
RN removable needle pst3	51	81365							
RN needle not included		7649-01		7650-01	7651-01	7652-01			

LT Syringes




Ordering information	Volume 1000 µl Model 1001	Volume 1250 µl Model 1001.25	Volume 2500 µl Model 1002	Volume 5000 µl Model 1005	Volume 10000 µl Model 1010	Volume 25000 µl Model 1025	Volume 50000 µl Model 1050	Volume 100000 µl Model 1100
LT Luer Tip	81301	82001	81401	81501	81601			
Needle not included								

TLL Instrument Syringes



Ordering information	Volume 1000 µl Model 1001	Volume 1250 µl Model 1001.25	Volume 2500 µl Model 1002	Volume 5000 µl Model 1005	Volume 10000 µl Model 1010	Volume 25000 µl Model 1025	Volume 50000 µl Model 1050	Volume 100000 µl Model 1100
TLL without slots (Luer Lock)	81320		81420	81520	81620	82520	85020	86020
Needle not included								
TLL with slots (Luer Lock)	81327		81427	81527	81627	82527	85027	
Needle not included								
TLL without flange, without slots (Luer Lock) Needle not included						82521	85021	
TLL w/o flange with slots (Luer Lock) Needle not included						82525	85025	

TLL-XL Instrument Syringes



Ordering information	Volume 1000 µl Model 1001	Volume 1250 µl Model 1001.25	Volume 2500 µl Model 1002	Volume 5000 µl Model 1005	Volume 10000 µl Model 1010	Volume 25000 µl Model 1025	Volume 50000 µl Model 1050	Volume 100000 µl Model 1100
TLL-XL without slots (Luer Lock)	201812		201817	201822	201827			
Needle not included								

1000 Series Syringes

DX Instrument Syringes



Ordering information	Volume 1000 μ l Model 1001	Volume 1250 μ l Model 1001.25	Volume 2500 μ l Model 1002	Volume 5000 μ l Model 1005	Volume 10000 μ l Model 1010	Volume 25000 μ l Model 1025	Volume 50000 μ l Model 1050	Volume 100000 μ l Model 1100
DX, Diluter with stop No needles available	81326							

C-Cheminert Instrument Syringes



Ordering information	Volume 1000 μ l Model 1001	Volume 1250 μ l Model 1001.25	Volume 2500 μ l Model 1002	Volume 5000 μ l Model 1005	Volume 10000 μ l Model 1010	Volume 25000 μ l Model 1025	Volume 50000 μ l Model 1050	Volume 100000 μ l Model 1100
C-Cheminert No needles available	81360		81460	81560	81660			

C-XP Instrument Syringes



Ordering information	Volume 1000 μ l Model 1001	Volume 1250 μ l Model 1001.25	Volume 2500 μ l Model 1002	Volume 5000 μ l Model 1005	Volume 10000 μ l Model 1010	Volume 25000 μ l Model 1025	Volume 50000 μ l Model 1050	Volume 100000 μ l Model 1100
C-XP No needles available	201760		201770	201780				

AD AccuDil® Instrument Syringes



Ordering information	Volume 1000ul Model 1001	Volume 1250ul Model 1001.25	Volume 2500ul Model 1002	Volume 5000ul Model 1005	Volume 10000ul Model 1010	Volume 25000ul Model 1025	Volume 50000ul Model 1050	Volume 100000ul Model 1100
AD, AccuDil® with stop No needles available	201200		201250	201300	201350	201400		
DAD, Diluter AccuDil® with stop No needles available	201700							



Syringe Calibration Service

Add the prefix "CAL" in the beginning of the syringe part number.

1000 Series Syringes

Accessories

Ordering information	Volume 1000 µl Model 1001	Volume 1250 µl Model 1001.25	Volume 2500 µl Model 1002	Volume 5000 µl Model 1005	Volume 10000 µl Model 1010	Volume 25000 µl Model 1025	Volume 50000 µl Model 1050	Volume 100000 µl Model 1100
PB600 Repeating Dispenser	83700	83700	83700					
RN nut	30902	30902	30902	30902	30902	30902	30902	30902

Needles

RN needles	7779-01	7779-01	7779-01	7779-01	7779-01	7779-01	7779-01	7779-01
N needles	90022	90022	90022	90022	90022	90022	90022	90022
KF needles	90122	90122	90122	90122	90122	90122	90122	90122

Spare Parts

Ordering information	Volume 1000 µl Model 1001 Gauge 22	Volume 1250 µl Model 1001.25 Gauge 22	Volume 2500 µl Model 1002 Gauge 22	Volume 5000 µl Model 1005 Gauge 22	Volume 10000 µl Model 1010 Gauge 22	Volume 25000 µl Model 1025 Gauge 22	Volume 50000 µl Model 1050 Gauge 22	Volume 100000 µl Model 1100 Gauge 22
Plunger assembly LT/LTN/TLL	1359-01		1360-01	13230	13231	13271	13272	52343-01 ¹
Plunger assembly RN	1359-01		1360-01	13230	13231			
Plunger assembly TLLX	200920							
Plunger assembly C-XP	201765		201775	201785				
Plunger assembly TLL-XL	201815		201820	201825	201829			
Plunger assembly DX	1578-01							
Plunger assembly AD/DAD	201220		201270	201301	201370	13271		
Plunger assembly C	1359-01		1360-01	13291	13292			

¹ Consist of a spindle/tip assembly

Technical Specifications

	Syringe type Syringe capacity	1001 1 ml	1002 2.5 ml	1005 5 ml	1010 10 ml	1025 25 ml	1050 50 ml	1100 100 ml
Needle length (mm)		60	60	60	60	60	60	120
Needle gauge		22	22	22	22	-	-	-
Needle outer diameter (mm)		0.72	0.72	0.72	0.72	-	-	-
Needle inner diameter (mm)		0.41	0.41	0.41	0.41	-	-	-
Needle point style		2	2	2	2	-	-	-
Electro-tapered		No	No	No	No	-	-	-
Dead volume in needle (µl)		6.73	6.73	6.73	6.73	-	-	-
Scale length (mm)		51	51	51	51	-	-	-
Test pressure (MPa)		0.6	0.6	0.6	0.6	-	-	-
Max working temperature (°C)		50	50	50	50	50	50	50
Min working temperature (°C)		10	10	10	10	10	10	10

Digital Syringes™

The HAMILTON Digital Syringes™ combined with 700, 1700 and 7000 series syringes form a device of the highest precision and accuracy. The easy-to-read LCD display has a resolution of $\pm 0.5\%$ of the nominal volume. These manual operated syringes are equipped with options that help to exactly set volumes and have a plunger stop for reproducible volume deliveries. Syringes series and nominal volume can be easily preset. The nominal volume range is from 0.5 μl to 500 μl . The Digital Syringe™ combined with a standard syringe is shipped with a Calibration Certificate. Every Digital Syringe™ is a calibrated device traceable to NIST methods.

Typical applications are:

- Exact sampling for GLP and GMP procedures
- Preparation of standards for GC/HPLC
- Calibration of analytical instruments (AA/ICP, GC, HPLC etc.)



Tech Tip



Periodically clean the plunger slide by gently wiping it with a soft cloth moistened with water or isopropyl alcohol. Thoroughly dry the plunger slide before operating the unit. Occasionally you may need to lubricate the plunger slide by wiping it with a soft cloth moistened with a light oil. Do not leave excess oil on the slide surface that would tend to accumulate dirt. After applying the lubricant, wipe the surface of the plunger slide with a dry cloth, leaving only a very thin film of the oil.

700 Digital Syringes™

Ordering information	Needle length mm	Volume 5 μl Model 75 Gauge 26s	Volume 10 μl Model 701 Gauge 26s	Volume 25 μl Model 702 Gauge 22s	Volume 50 μl Model 705 Gauge 22s	Volume 100 μl Model 710 Gauge 22s	Volume 250 μl Model 725 Gauge 22s	Volume 500 μl Model 750 Gauge 22
N cemented needle pst2	51	DS87900	DS80300	DS80400	DS80500	DS80600	DS80700	DS80800
N cemented needle pst3	51		DS80365	DS80465	DS80565	DS80665	DS80765	DS80865
RN removable needle pst2	51	DS87930	DS80330	DS80430	DS80530	DS80630	DS80730	DS80830

1700 Digital Syringes™

Ordering information	Needle length mm	Volume 10 µl Model 1701 Gauge 26s	Volume 25 µl Model 1702 Gauge 22s	Volume 50 µl Model 1705 Gauge 22s	Volume 100 µl Model 1710 Gauge 22s	Volume 250 µl Model 1725 Gauge 22s	Volume 500 µl Model 1750 Gauge 22
N cemented needle pst2	51	DS80000	DS80200	DS80900	DS81000	DS81100	DS81217
N cemented needle pst3	51	DS80075	DS80275	DS80975	DS81075	DS81175	
RN removable needle pst2	51	DS80030	DS80230	DS80930	DS81030	DS81130	DS81230

7000 Digital Syringes™

Ordering information	Needle length mm	Volume 0.5 µl Model 7000.5 OC O.D. 0.23 mm	Volume 0.5 µl Model 7000.5 O.D. 0.50 mm	Volume 1.0 µl Model 7001 O.D. 0.47 mm	Volume 1.0 µl Model 7101 O.D. 0.70 mm	Volume 2.0 µl Model 7002 O.D. 0.50 mm	Volume 2.0 µl Model 7102 O.D. 0.63 mm	Volume 5.0 µl Model 7105 O.D. 0.56 mm
Knurled hub (KH) pst2	70		DS86259	DS80135	DS86211	DS88411	DS88511	DS88011
Knurled hub (KH) pst3	70		DS86250	DS80100	DS86200	DS88400	DS88500	DS88000

Replacement battery (EU) 369076

Replacement battery (US) 6509006



Shelf Life

Calibration for Digital Syringes™ remain valid during the period before use. Syringes that are recalibrated do not show significant changes in accuracy, unless there is evidence of abuse or contamination.



Recalibration

The recommended maximum calibration interval is one year. This is depended upon use and user needs. If the Digital Syringe™ is used daily, then calibration should be performed every six months. If the application for which the Digital Syringe™ is used is critical then the interval should be six months or less.

SampleLock™ Syringes

The HAMILTON SampleLock™ syringes allow you to collect, store, transport and analyze liquid or gaseous samples without the danger of evaporative loss or environmental contamination. Syringes are available in sizes ranging from 50 µl to 100 ml. An easy-to-use twist valve and a positive rear stop on SampleLock prevents loss of sample and plunger blowout. Optional male luer and female luer lock adapter threads on the SampleLock™ valve making the syringes compatible with a multitude of connectors and fittings.

Typical applications are:

- Headspace application
- Environmental sample collection and storage
- Pre-pressurization of gaseous sample for GC analysis
- Injection of internal standards through the valve port into samples
- Sample spiking



Tech Tip

Sample Pre-Pressurization

Obtain reproducible results during GC quantitation of gaseous samples by pressurizing the syringe contents prior to injection.

1. With the SampleLock™ valve closed, depress the syringe plunger and hold it in position.
2. Insert the needle into the injection valve and open the SampleLock™ valve while depressing the plunger to release the sample onto the head of the column.

This technique produces a positive injection pressure over the column inlet, prevents sample loss from blowback, and ensures a tighter sample plug. Please exercise care when pre-pressurizing small volume SampleLock™ syringes as it is easy to develop pressures in excess of 250 psig, which may cause the valve to leak.

1700 SampleLock™ Syringes



Ordering information	Needle length mm	Volume 50 µl Model 1705 Gauge 22s	Volume 100 µl Model 1710 Gauge 22s	Volume 250 µl Model 1725 Gauge 22s	Volume 500 µl Model 1750 Gauge 22
RN removable needle pst2 *	51	80956	81056	81156	81256

* Only RN needles usable for syringe volume 250 µl to 10 ml.

1000 SampleLock™ Syringes



Ordering information	Needle length mm	Volume 1000µl Model 1001 Gauge 22	Volume 2500 µl Model 1002 Gauge 22	Volume 5000 µl Model 1005 Gauge 22	Volume 10000 µl Model 1010 Gauge 22	Volume 25000 µl Model 1025 Gauge 22	Volume 50000 µl Model 1050 Gauge 22	Volume 100000 µl Model 1100 Gauge 22
RN removable needle pst2 *	51	81356	81456	81556	81656	86326	86336	86346

* Only RN needles usable for syringe volume 250 µl to 10 ml.

Accessories and Spare Parts


Ordering information	Model 1705 Gauge 22S	Model 1710 Gauge 22S	Model 1725 Gauge 22S	Model 1750 Gauge 22	Model 1001 Gauge 22	Model 1002 Gauge 22	Model 1005 Gauge 22	Model 1010 Gauge 22	Model 1025 Gauge 22	Model 1050 Gauge 22	Model 1100 Gauge 22
Plunger assembly	1162-01	1162-02	1320-01	1321-01	1343-01						1615-03
RN removable needle pst2	7779-03	7779-03	7779-03	7779-01	7779-01	7779-01	7779-01	7779-01	7779-01	7779-01	7779-01
RN removable needle pst3	7780-03	7780-03	7780-03	7780-04	7780-04	7780-04	7780-04	7780-04	7780-04	7780-04	7780-04
RN removable needle pst5	7784-01	7784-01	7784-01	7784-02	7784-02	7784-02	7784-02	7784-02	7784-02	7784-02	7784-02
Female Luer RN needle hub	35081	35081	35081	35081	35081	35081	35081	35081	35081	35081	35081
Male Luer RN needle hub	35080	35080	35080	35080	35080	35080	35080	35080	35080	35080	35080
Male Luer Lock RN needle hub	35083	35083	35083	35083	35083	35083	35083	35083	35083	35083	35083

GC Autosampler Syringes

For manual injection and for automatic injectors (autosamplers) from leading manufacturers you can choose from a wide variety of HAMILTON syringes.

CTC GC PAL® Autosampler Syringes (PAL is a registered trademark of CTC Analytics AG, Switzerland)

The latest generation of autosampler syringes is used in the CTC GC and LC PAL instrument. These syringes combine the well known HAMILTON syringe with the latest development in syringes.



CTC GC PAL® 700 Series Syringes



Ordering information	Volume 1.2 µl Model 7701.2	Volume 5 µl Model 75 Gauge 26s	Volume 5 µl Model 75 **/**	Volume 10 µl Model 701 Gauge 23s	Volume 10 µl Model 701 Gauge 26s	Volume 10 µl Model 701 **/**
Needle pstAS	203185	203189		203361	203205	
Needle pst2				203363	203072	
SN needle *			203197			203198

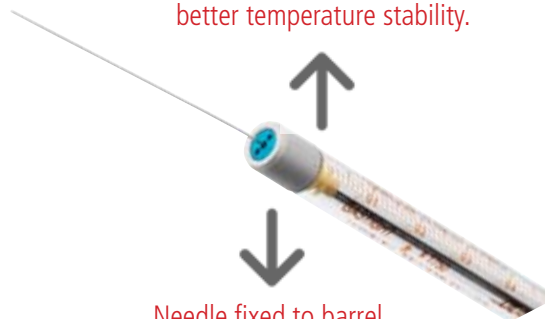
* Specify needle gauge, length, point style and whether electro-tapered.

NEW Flange design for clear assembling in the instrument.



Adjustable plunger protects plunger tip from squeezing.

NEW SEAL TIP
PTFE/Polymer mixture:
better temperature stability.



Needle fixed to barrel.
Zero carry over.
Sample has no contact with glue or cement.

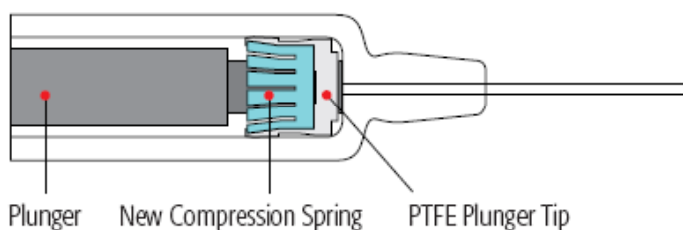
CTC GC PAL® 1700 Series Syringes and Spare Parts



Ordering information	Volume 10 µl Model 1701 Gauge 26s	Volume 25 µl Model 1702 Gauge 26s	Volume 25 µl 1702 Slim Line Gauge 26s	Volume 100 µl Model 1710 Gauge 26s	Volume 250 µl Model 1725 Gauge 26	Volume 500 µl Model 1750 Gauge 26
Needle pstAS		203043	203074	203076	203078	203080
SN needle *	203206	203209	203275	203226	203219	
Plunger assembly 10 pcs/pack	203239	203245	203276	203246	203249	203254

* Specify needle gauge, length, point style and whether electro-tapered.

CTC Headspace® Syringes and Spare Parts



A spring supported sealing increases the performance in Headspace technique:

- Increased lifetime
- Better performance
- Improved sealing at various temperature



Ordering information	Volume 1000 µl Model 1001 Gauge 23	Volume 1000 µl Model 1001 Gauge 26	Volume 2500 µl Model 1002 Gauge 23	Volume 2500 µl Model 1002 Gauge 26	Volume 5000 µl Model 1005 Gauge 23	Volume 5000 µl Model 1005 Gauge 26
Needle pst5	203082	203141	203084	203181	203086	203182
Replacement plunger Only 1 piece/pack	207114	207114	207115	207115	207116	207116

GC Autosampler Syringes

The syringe for accurate and effective sampling in your Agilent Autosampler. The syringes are available with N (cemented) and RN (removable) needle.



Tech Tip

Always pull liquid into a syringe barrel to wet the interior surface. Avoid unnecessary moving or pumping of the plunger in a dry syringe. Excessive dry pumping increases plunger wear, shortens syringe life expectancy and may lead to damage beyond repair.



Economical Tip

Six Pack

- Savings! Syringes cost less in a Six Pack.
- Convenience! The packaging container keeps syringes close at hand.

Agilent Instrument 7673-7683, 6850 ALS



Ordering information	Needle length mm	Volume 0.5 µl Model 7000.5	Volume 1 µl Model 7001	Volume 5 µl Model 75	Volume 10 µl Model 701	Volume 10 µl Model 1701
N needle 23s/AS	43			87987	80387	80080
RN needle 23s/AS	43	86276	80176	87957	80357	80087
N needle 23s/2	43			87991	80398	
N needle 26s/AS	43			87988	80388	
RN needle 26s/AS	43	86274		87958	80358	80088
N needle 26s/2	43			87992	80399	
N needle 23s-26s/AS	43			87993	80393	80079
RN needle 23s-26s/AS	43			87959	80359	80089

Agilent Instrument 7673-7683, 6850 ALS (Six Pack)



Ordering information	Needle length mm	Volume 5 μ l Model 75	Volume 10 μ l Model 701	Volume 10 μ l Model 1701
N needle 23s/AS	43	87990	80390	80094
N needle 26s/AS	43	87989	80389	
N needle 23s-26s/AS	43	87994	80391	80096

Agilent Instrument 7670, 7671, 7672 ALS



Ordering information	Needle length mm	Volume 5 μ l Model 75	Volume 10 μ l Model 701	Volume 10 μ l Model 1701
N needles 26s/2	51	87900	80300	80000
RN needle 26s/2	51		80338	80011
RN needle 26s/2, 6 pack	51		80366	

Six Pack RN Needles Agilent Instrument 7673-7683, 6850, 7670, 7671, 7672 ALS



Ordering information	Needle length mm	Volume 5 μ l Model 75	Volume 10 μ l Model 701	Volume 10 μ l Model 1701
RN needle 23s/AS	43	7786-01	7786-01	
RN needle 26s/AS	43	7786-02	7786-02	
RN needle 26s/2	51			7758-02
RN needle 23s-26s/AS	43	7785-01	7785-01	

GC Autosampler Syringes

Varian-Chrompack GC Autosamplers

Varian 8100/8200

Ordering information	Needle length mm	Volume 10 µl Model 701 Varian
RN needle 0.48 mm/pst5		202880
RN replacement needle 0.48 mm/pst5		202903



Varian CP 8400/8410 CP9010/9050

Ordering information	Needle length mm	Volume 5 µl Model 75	Volume 10 µl Model 701
N needle 26s/2	51	87900	80300
N needle 26s/2, 6 pcs/pk	51		80366



Shimadzu GC Autosamplers

Shimadzu AOC-9

Ordering information	Needle length mm	Volume 5 µl Model 75	Volume 10 µl Model 701
RN needle 26s/2	51	87930	80330
RN replacement needle 26s/2 6 pcs/pk	51	7758-02	7758-02



Tech Tip

Burrs, rough edges at the needle opening, and a rough needle surface can be removed by gently rubbing with a fine emery cloth or fine carborundum paper. Make sure to thoroughly rinse and dry the needle before using.

GC Autosampler Syringes

Shimadzu AOC-14/17/20

Ordering information	Needle length mm	Volume 5 μ l Model 75	Volume 10 μ l Model 701
RN needle 22s/2	51	202630	202640
RN replacement needle 22s/2	51	202645	202645



Thermo Autosamplers

HS 250/500/850

Ordering information	Needle length mm	Volume 2500 μ l Model 1002 Gauge 22
LTN needle pst5	56	202660
LTN without needle		202670



AS 800

Ordering information	Needle length mm	Volume 10 μ l Model 701 Gauge 26s
N needle pstAS	80	202066



AI/AS 3000 Tri Plus™

Ordering information	Needle length mm	Volume 5 μ l Model 75 Gauge 26s	Volume 10 μ l Model 701 Gauge 26s	Volume 10 μ l Model 1701 Gauge 26s
N needle pst2	50	204000	204001	
N needle pstAS	50	204051	204052	
RN needle pst2	50			204922

GC Autosampler Syringes

Perkin-Elmer® Autosystem™

Autosystem™ and Clarus 500 GC

Ordering information	Needle length mm	Volume 5 µl Model 75
N needle O.D. 0.47 mm/pst3	70	88040
N needle O.D. 0.63 mm/pst3	70	88035



Syringes for On-Column Grob GC Injection

Ordering information	Needle length mm	Volume 0.5 µl Model 7000.5 OC	Volume 5 µl Model 75	Volume 10 µl Model 701
N needle 0.23/pst45°	85		200741	200740
N needle 0.23/pst45°	75		200743	200742
KH needle 0.23/pst3	100	86257		






Picture made by Werner Kirsch, Cologne

Three Layer Septa

- Preconditioned silicone rubber septa, 3.81 mm (0.15") thick
- Average life: up to 100 injections with a 26s gauge needle
- 12 pieces per pack

HAMILTON offers four different varieties of septa. The Long Life GC Autosampler septa, the Low Bleed high temperature septa (up to 400°C), the PTFE high temperature septa (up to 212°C) and the Three Layer septa (up to 400°C) are available.

Septa diameter		Three layer septa Part Number
mm	inch	
5 mm	.197"	76022
6.35 mm	.250"	76001
7 mm	.281"	76010
8 mm	.312"	76002
9 mm	.355"	76003
9.5 mm	.375"	76004
10 mm	.394"	76005
11 mm	.438"	76007
12 mm	.469"	76013
12.7 mm	.500"	76006
13 mm	.516"	76009
14 mm	.562"	76015
15 mm	.594"	76016
16 mm	.625"	76008
16.7 mm	.656"	76017
18 mm	.719"	76019
19 mm	.750"	76020



High Temperature Septa

- Preconditioned PTFE/silicone rubber septa, 3.175 mm (0.125") thick
- Average life: up to 100 injections with a 26s gauge needle
- Maximum operating temperature: 212°C
- 12 pieces per pack

Septa diameter		High Temperature septa Part Number
mm	inch	
6.35 mm	.250"	75801
7 mm	.281"	75810
8 mm	.312"	75802
9 mm	.355"	75803
9.5 mm	.375"	75804
10 mm	.394"	75805
11 mm	.438"	75807
12 mm	.469"	75813
12.7 mm	.500"	75806



Long Life GC Autosampler Septa

Long Life GC autosampler septa are designed for use with GC autosamplers. The 5, 9, 11 and 11.5 mm diameter Long Life septa are available with our unique prepierced center depression which guides the syringe needle to the same injection point, extending septa life and reducing needle bending.

The 9.5, 12.7 and 17 mm diameter Long Life septa are supplied without the unique center depression, but still provide outstanding longevity at inlet temperatures up to 400°C. Injection life of 400+ injections can be achieved with proper care and use of the HAMILTON dual gauge needle GC autosampler syringes.

Description	Long Life septa Part Number
5 mm diameter septa for Agilent on-column injector port with prepunctured center depression 25 pcs/pk	75829
9 mm diameter septa with prepunctured center depression 25 pcs/pk	75831
9.5 mm diameter septa 25 pcs/pk	75825
11 mm diameter septa with prepunctured center depression 25 pcs/pk	75826
11.5 mm diameter septa with prepunctured center depression 25 pcs/pk	75832
12.7 mm diameter septa 25 pcs/pk	75827
17 mm diameter septa 25 pcs/pk	75830



Low Bleed Septa

Low Bleed septa are designed for the lowest bleed possible at temperatures up to 400°C. They can be used in combination with Mass Spectrometers or in applications where septa bleed interferes with trace analysis. The 5, 9, 11 and 11.5 mm diameter septa are available with center depression which guides the syringe needle to the same injection point, extending septa life and reducing needle bending. These septa are typically used for manual injection applications.

All of Low Bleed septa can be used at temperatures up to 400°C. While these septa will not last for as many injections as our Long Life septa, they do last longer than septa from other suppliers and have virtually no bleed.

Description	Low Bleed septa Part Number
5 mm diameter septa for Agilent on-column injector port with prepunctured center depression 50 pcs/pk	75840
9 mm diameter septa with prepunctured center depression 50 pcs/pk	75834
9.5 mm diameter septa 50 pcs/pk	75833
10 mm diameter septa 50 pcs/pk	75838
11 mm diameter septa with center depression 50 pcs/pk	75835
11.5 mm diameter septa with center depression 50 pcs/pk	75839
12.7 mm diameter septa 50 pcs/pk	75836
17 mm diameter septa 50 pcs/pk	75841
Plug style septa for Shimadzu instruments 50 pcs/pk	75837



HPLC Syringes

HPLC Manual Injection Syringes



Syringes for Rheodyne, Valco™, Beckman®, Altex and SSI Injection Valves

Ordering information	Needle length mm	Model 600 RNR	Model 700 NR	Model 1700 NR	Model 1700 RNR	Model 1000 RNR	RN needle 6pack
2.5 µl RN Removable needle 22s/pst3	51	87942					7770-01
5 µl RN Removable needle 22s/pst3	51	87943					7770-01
10 µl N Cemented needle 22s/pst3	51		80365				
10 µl RN Removable needle 22s/pst3	51				80065		7770-01
25 µl N Cemented needle 22s/pst3	51		80465	80275			
25 µl RN Removable needle 22s/pst3	51				80265		7770-01
50 µl N Cemented needle 22s/pst3	51		80565	80975			
50 µl RN Removable needle 22s/pst3	51				80965		7770-01
100 µl N Cemented needle 22s/pst3	51		80665	81075			
100 µl RN Removable needle 22s/pst3	51				81065		7770-01
250 µl N Cemented needle 22s/pst3	51		80765	81175 ¹			
250 µl RN Removable needle 22s/pst3	51				81165		7780-04
500 µl N Cemented needle 22s/pst3	51		80865	81216			
500 µl RN Removable needle 22s/pst3	51				81265		7780-04
1000 µl RN Removable needle 22s/pst3	51					81365	7780-04

¹ Needle gauge is 22s

Tech Tip

Rinse the syringe after use with an appropriate solvent cleaning agent. After the use of cleaning agent, rinse the syringe with deionized water and finally acetone. Wipe the exterior surface of the syringe barrel and needle dry with a lint-free tissue. Make sure that there is no residual cleaning agent in the syringe before using or storing the syringe. Do not soak or submerge the entire syringe in any cleaning agent. Prolonged contact with cleaning agents may damage bonded parts.



Syringes for Valco™ VISF-1



Ordering information	Needle length mm	Model RNCP	RN needle 6pack
25 µl RN Removable needle 22s/pst3	19	80231	7787-01
50 µl RN Removable needle 22s/pst3	19	80931	7787-01
100 µl RN Removable needle 22s/pst3	19	81031	7787-01
250 µl RN Removable needle 22s/pst3	19	81131	7787-01
500 µl RN Removable needle 22s/pst3	19	81231	7787-02
1000 µl RN Removable needle 22s/pst3	19	81331	7787-02
2500 µl RN Removable needle 22s/pst3	19	81431	7787-02
5000 µl RN Removable needle 22s/pst3	19	81531	7787-02
10000 µl RN Removable needle 22s/pst3	19	81631	7787-02

Syringes for WATERS® U6K Injection Valve



Ordering information	Needle length mm	Model 800 RNW	Model 1700 RNW	Model 1800 RNW	RN needle 6pack
10 µl RN Removable needle 25s/pst3	50	84815			8647-01
25 µl RN Removable needle 25s/pst3	50	84816	80238	84980	8647-01
50 µl RN Removable needle 25s/pst3	50	84817	80938	84983	8647-01
100 µl RN Removable needle 25s/pst3	50	84818	81038	84986	8647-01
250 µl RN Removable needle 25s/pst3	50	84819	81138	84989	8648-01


HPLC Autosampler Syringes

Syringes for CTC® LC Autosamplers



Ordering information	Model 700 C-Line Slim Line	Model 1700 C-Line	Model 1700 C-Line Slim Line	Model 1000 C-Line	Replacement plungers 10 pcs/pk
10 µl N Fixed needle 22s/pst3	203073				
10 µl N Fixed needle 22s/pst3			203194		203239
25 µl N Fixed needle 22s/pst3		203075			203245
25 µl N Fixed needle 22s/pst3			203274		203276
50 µl N Fixed needle 22s/pst3		204940			
100 µl N Fixed needle 22s/pst3			203077		203246
100 µl N Fixed needle 22/pst3			203235		203246
250 µl N Fixed needle 22/pst3		203079			203249
500 µl N Fixed needle 22/pst3		203349			203254
1000 µl N Fixed needle 22/pst3				203081	203255 ¹
2500 µl N Fixed needle 22/pst3				203083	203256 ¹
5000 µl N Fixed needle 22/pst3				203085	203259 ¹

¹ Only 1 pcs/pk



CTC® LC PAL

Syringes for Agilent 1090A



Ordering information	Model 1700
25 µl RN without needle	202315
250 µl RN without needle	202325

Syringes for Shimadzu SIL-6A



Ordering information

Model 1700

100 µl RN without needle	7656-01
--------------------------	---------

Syringes for Gynkotek Gina Dionex ASI-100LC



Ordering information

Model 1700

25 µl RN without needle	7654-01
-------------------------	---------

250 µl RN without needle	202134
--------------------------	--------

Syringes for Hitachi/LaChrom L-7200/7250, AS1000/2000/42000



Ordering information

Model 1700

500 µl 1750 SPLC	0160310
------------------	---------

Syringes for Spectra-Physics



Ordering information

Model 1700

Model 1000

250 µl C-connector	202145	
--------------------	--------	--

500 µl C-connector	202192	
--------------------	--------	--

2500 µl C-connector		81460
---------------------	--	-------

HPLC Autosampler Syringes

Thermo LC Autosamplers



Ordering information	Model 1700	Model 1000
250 µl C-connector	202456	
500 µl C-connector	202457	
1000 µl C-connector		81360
2500 µl C-connector		81460

Syringes Perkin-Elmer Autosampler 200



Ordering information	Model 1700	Model 1000
50 µl C-connector	80962	
250 µl C-connector	81162	
500 µl C-connector	81262	
1000 µl C-connector		81360
2500 µl C-connector		81460

Syringes Varian 9100



Ordering information	Model 1700
100 µl C-connector	0159902

Syringes WATERS® WISP™



Ordering information	Model 1700	Model 1000
25 µl WISP	80020	
250 µl WISP	80024	

SaltLine Syringes

The HAMILTON SaltLine syringes have an extremely long lifetime when used with salty solution in the pH range from 1 to 13. Special attention must be paid to their alkaline resistance (alkaline class 2) when used in the higher pH range (> pH 10). The syringes are gas and liquid tight and are available in the volume range from 100 µl to 10 ml. The accuracy is ± 1% of the nominal volume. HAMILTON SaltLine syringes are designed to be compatible with the HAMILTON 1000 and 1700 series GASTIGHT® syringes. They can be ordered with TLL, D, AD and DAD connectors.

Typical applications are:

- Sampling of aqueous, salty solutions up to 30 g/L
- Sampling in a pH range from 1 to 13
- The syringes can be used with HAMILTON Diluters/Dispensers
- Use with hematology, titrators and clinical analyzers
- Use with autosamplers



Tech Tip

A clean syringe does not require any lubricating grease. Grease should not be used. The use of grease may lead to a variety of problems including sample cross-contamination and seizing of the plunger in the barrel. HAMILTON syringes may be sterilized with appropriate sterilizing agents such as ethylene oxide.

SaltLine Syringe

Ordering information	Volume 250 µl Model 1725	Volume 500 µl Model 1750	Volume 1000 µl Model 1001	Volume 2500 µl Model 1002	Volume 5000 µl Model 1005	Volume 10000 µl Model 1010
TLL-SAL	203220	203230	203240	203250	203260	203270
TLL-XL SAL	203500	203505	203510	203515	203520	203525
D-SAL	203450	203460	203470		203480	
AD-SAL	203310	203320	203330	203340	203350	203360
DAD-SAL	203400	203410	203420			
C-XP-SAL	203530	203535	203540	203545	203550	

Special Syringes

SaltLine Syringe Replacement Parts

Ordering information	Volume 250 µl Model 1725	Volume 500 µl Model 1750	Volume 1000 µl Model 1001	Volume 2500 µl Model 1002	Volume 5000 µl Model 1005	Volume 10000 µl Model 1010
Plunger assembly TLL-SAL	203222	203232	203242	203252	203262	203272
Plunger assembly TLL-XL SAL	203571	203572	203573	203574	203575	203576
Plunger assembly D-SAL	203222	203232	203472		203262	
Plunger assembly AD-SAL	203312	203322	203332	203342	203262	203272
Plunger assembly DAD-SAL	203402	203412	203332			
Plunger assembly C-XP-SAL	203577	203578	203579	203580	203581	



HAMILTON ML500 Diluters / Dispensers

Super Syringes

For the delivery of large gas volumes, the HAMILTON Super Syringe is the reliable product. The syringes are made of acrylic glass. The HAMILTON Super Syringes are available with TLL connections. The maximum possible pressure is 0.2 MPa. HAMILTON stainless needles and PTFE tubing can be mounted onto the TLL connectors.

The HAMILTON Super Syringe is to use in the following applications:

- Air and gas collection in industrial laboratories
- Aid for the graduation of pneumatographs and small containers
- Pulmonary function tests



Operating parameters maximum temperature 80°C maximum test pressure is 0.2 MPa.

Super Syringe

Ordering information	Volume 0.5 litre Model S0500	Volume 1 litre Model S1000	Volume 1.5 litre Model S1500	Volume 2 litre Model S2000
TLL	86311	86312	86313	86314
Tracheal adapter	86301	86302		

Super Syringe Replacement Parts

Ordering information	Volume 0.5 litre Model S0500	Volume 1 litre Model S1000	Volume 1.5 litre Model S1500	Volume 2 litre Model S2000
TLL connector	18026	18026	18026	18026
Super Syringe barrel	18050			

Special Syringes

Constant Rate Syringes

With the CR700 Constant Rate syringes, preset volumes can be dispensed at a constant flow rate. The volume is adjustable with a precise and fine adjustable micrometer screw. The adjusted volume can be fixed with a locking ring. Reproducible injection speed is obtained by means of a spring. The sample is delivered by pressing the push button. All these features make the syringe easy to use.

Typical applications:

- Carbon analysis
- Analysis of waste water
- TOC analyzers



CR 700 Syringes

Ordering information	Volume 20 µl Model CR700-20 Gauge 22s	Volume 50 µl Model CR700-50 Gauge 22	Volume 200 µl Model CR700-200 Gauge 22
µl per graduation	0.05 µl	0.1 µl	0.5 µl
CR 700 syringe	84301	84303	84302

CR 700 Syringes Replacement Parts

Ordering information	Volume 20 µl Model CR700-20	Volume 50 µl Model CR700-50	Volume 200 µl Model CR700-200
Plunger assembly	15909		15910
Glass barrel	15927	15945	15928
Needle	15934	15936	15936

Purge & Trap Syringes

These syringes are ideal for Purge & Trap because you can easily remove the syringe plunger and load water samples into the syringe barrel. You can add an internal standard or surrogate sample directly to your sample through the twist valve with a 10 µl syringe. You can also connect the sample syringe directly to the Purge & Trap valve via the integral male luer fitting.

HAMILTON 5 ml and 25 ml SampleLock™ Purge & Trap syringes were designed for the analysis of drinking water samples according to EPA purge and trap concentration techniques (see EPA methods 502.1, 502.2, 503.1, 524.1 and 524.2).



Purge & Trap Syringes

Ordering information	Volume 10 µl Model 700	Volume 5000 µl Model 1005 SLPT	Volume 25000 µl Model 1025 SLPT
Syringes	80300	81570	82570
Purge & Trap Valve with female luer fitting For use with TEKMAR™ and O-I purge and trap connections		86789	86789



Easily remove the syringe plunger and load water sample into the syringe barrel.



Add an internal standard or surrogate sample directly to your sample through the twist valve with a 10 µl syringe.



Connect the sample syringe directly to the Purge & Trap valve via the integrale male luer fitting.

Special Syringes

PB600-1 Repeating Dispenser

The PB600-1 sampling device is ideal for repeated dispensing of equal volumes. Per step 1/50th of the syringe volume is delivered. By using different syringe volumes, dispensing between 0.5 μ l and 50 μ l are possible. To avoid carry over the device can be used with commercially available disposable tips.

Typical applications are:

- Micro pipetting
- Cell cultures
- Serology
- Thin layer chromatography
- Radio immuno assay

The PB600-1 is delivered without syringe.



Tech Tip

The PB600-1 can be used with liquid or gases to consistently dispense 1/50th of the syringe volume.

PB600-1 Repeating Dispenser

Ordering information

Repeating Dispenser	83700 ¹
Total syringe volume	25 μ l to 2.5 ml
μ l per dispense	0.5 μ l to 50 μ l

¹ Syringe not included

MICROLITER™ Syringes for PB600-1

Ordering information	Volume 25 µl Model 702	Volume 50 µl Model 705	Volume 100 µl Model 710	Volume 250 µl Model 725	Volume 500 µl Model 750
µl per dispense	0.5 µl	1 µl	2 µl	5 µl	10 µl
N cemented needle pst3	80465	80565	80665	80765	80865
RN removable needle pst2	80430	80530	80630	80730	80830
LT (Luer Tip)	80401	80501	80601	80701	80801

GASTIGHT® Syringes for PB600-1

Ordering information	Volume 25 µl Model 1702	Volume 50 µl Model 1705	Volume 100 µl Model 1710	Volume 250 µl Model 1725	Volume 500 µl Model 1750	Volume 1000 µl Model 1001	Volume 1250 µl Model 1001.25	Volume 2500 µl Model 1002
µl per dispense	0.5 µl	1 µl	2 µl	5 µl	10 µl	20 µl	25 µl	50 µl
N cemented needle pst3	80275	80975	81075	81175	81216			
RN removable needle pst2	80230	80930	81030	81130	81230	81330		81430
LT (Luer Tip)	80201	80901	81001	81101	81201	81301	82001	81401
LTN (Luer Tip Needle) pst2							82017	
LTN (Luer Tip Needle) pst3						81316		81416
TLL (Luer Lock)		80920	81020	81120	81220	81320		81420

Accessories

Ordering information	Volume 100 µl	Volume 1000 µl
Luer Tip adapter	31331	31331


Special Syringes

Terasaki Dispenser

This multi-syringe dispenser consists of six identical 1700 RN series GASTIGHT® syringes. An easy to use mechanism releases step by step movement of the plungers. Each movement dispenses 1/50th of the syringe volume. Six equal volumes are dispensed simultaneously. The HAMILTON multiple dispenser is available with a needle space of 6.35 mm for Terasaki plates.

Typical applications are:

- Filling of Terasaki plates
- Serology for transplantations
- Cell analysis
- Drop sampling



Tech Tip

Needles can be replaced by HAMILTON only. Please contact your local dealer.

Terasaki Dispenser

Ordering information	Volume 25 µl Model 1702	Volume 50 µl Model 1705	Volume 100 µl Model 1710	Volume 250 µl Model 1725	Volume 500 µl Model 1750
µl per dispense	0.5 µl	1 µl	2 µl	5 µl	10 µl
Dispenser	201900	201910	201920	201930	201940

Replacement Parts

Ordering information	Volume 25 µl Model 1702	Volume 50 µl Model 1705	Volume 100 µl Model 1710	Volume 250 µl Model 1725	Volume 500 µl Model 1750
Plunger assembly (1 piece)	1122-01	1162-01	1162-02	1162-03	1169-01
Glass barrell (1 piece)	10372	10367	10368	10369	10370

Syringes with Threaded Plunger

Syringes with Threaded Plunger are ideal for all applications where an extremely small plunger movement is required. These GASTIGHT® syringes are sold as LT types and can be used with Kel-F® hub needles. Depending on the application, you can choose between a sleeve or a plunger type. Syringes with Threaded Plungers are ideal for any liquid handling use and sampling of minute volumes. They have proven to be ideal for microscopy.



Plunger type syringe



Tech Tip



If your application only requires disinfection the HAMILTON recommends the use of Microcide SQ (PN 3995-01). This disinfectant is rated to eliminate the majority of commonly encountered bacteria, viruses, fungus and mildew. Use of other common chemicals like 10% bleach, acetone or ethanol are acceptable but are not rated to be as effective as Microcide SQ.

Syringes with Threaded Plunger

Ordering information	Volume 25 µl Model 1702	Volume 100 µl Model 1710	Volume 500 µl Model 1750	Volume 1000 µl Model 1001
Volume in µl per rotation	0.33 µl	1.32 µl	5.29 µl	13.23 µl
Sleeve type syringe	80266	81041		
Plunger type syringe			81242	81341

Special Syringes

Multi-Channel Gel Loading Syringes

Multi-Channel Gel Loading syringes are designed for multiplex DNA sequencing methodologies. You can rapidly transfer 8 samples to sequencing gels, microwell plates or nylon membranes. It accurately dispenses from 0.2 µl to 10 µl of sample per syringe simultaneously. The 9 mm needle spacing and the three needle diameters optimize sample transfers. There is an adjustable volume stop that allows faster, more accurate reloading and excellent reproducibility.

Multi-Channel Gel Loading Syringes

Ordering information	Needle design For < 0.2 mm gel	Needle design For < 0.3 mm gel	Needle design For < 0.4 mm gel
Multi-Channel cemented needle 8 Channel	84511	84503	84502
Multi-Channel removable needle 8 Channel	84711		
Single-Channel cemented needle	80081	84505	84504
Single-Channel removable needle	80091		



Replacement Parts

Ordering information	Needle design For < 0.2 mm gel	Needle design For < 0.3 mm gel	Needle design For < 0.4 mm gel
Replacement syringe (barrel incl plunger, 1 piece)	80023	80022	80021
Replacement barrel with needle	10398	10396	10395
RN replacement barrel with- out needle and nut (1 piece)	10399	10399	10399
Replacement needles pack of 6 pcs/pk	8651-01	8651-02	8651-03
RN nut	30902	30902	30902
Plunger assembly (1 piece)	15948	15948	15948
Cleaning wires	18306	18306	18306

Adjustable Multi-Channel Gel Loading Syringes

Adjustable Multi-Channel Gel Loading syringes simplify and speed sample loading of 96-lane gels. They are compatible with 96-lane ABI 377 PRISM[®] DNA sequencing instrument. They have an easy-to-use design for needle spacing adjustment. The removable needle designs are available with 0.2 mm.

The adjustable Gel Loading syringe (AGLS) allows quick, easy transfer and loading of DNA samples. Eight samples at a time can be transferred directly from a microwell plate with 9 mm spacing to a 96-lane gel with 10.8 mm spacing.

Easy Needle Spacing Adjustment

The easy-to-use sliding plate makes needle spacing adjustment possible without repositioning the hands. Simply slide the plate up or down for the appropriate needle spacing. There's no need to pause between the sample filling and gel loading procedure since the sliding plate lever is within reach of your fingers on the backside of the AGLS. As a result, gels are loaded more efficiently, decreasing diffusion-related band broadening and loading order errors.



Adjustable Multi-Channel Gel Loading Syringes



Ordering information	Needle design For < 0.2 mm gel
8-Channel adjustable Gel Loading syringe	84611

Replacement Parts

Ordering information	Needle design For < 0.2 mm gel
RN replacement barrel without needle and nut (1 piece)	10399
AGLS needles (4pcs/pk)	78633
Plunger assembly (1 piece)	15948
Cleaning wires	18306

Special Syringes

Glass Pipettes & Peek Tubing Connectors

Quick and reliable connection of glass capillary needles and PEEK tubing to most removable needle (RN) and knurled hub (KH) terminations. The syringe and needle accessories described below were developed for low dead volume applications that require easily primed connections for MICROLITER™ and GASTIGHT® syringes. The connectors and ferrules described below are designed for use with the small removable needle (RN) and knurled hub (KH) terminations found on the 600, 700, 800, 1700, 1800 and 7000 series syringes with a nominal volume of less than 100 µl.

Ideal for the following recommended applications:






- Mass Spectrometer tuning
- Neuroscience injections
- Electrophysiology
- Non-metallic needles
- Single-cell microinjections



Glass Pipettes & Peek Tubing Connectors

Ordering information	Volume 0.5 µl	Volume 1.0 µl	Volume 2.0 µl	Volume 2.5 µl	Volume 5 µl	Volume 10 µl	Volume 25 µl	Volume 50 µl	Volume 100 µl
7000 KH syringes	86250	80100	88400						
600 RN syringes Without needle				7632-01	7633-01				
700 RN syringes Without needle					7634-01	7635-01	7636-01	7637-01	7638-01
1700 RN syringes Without needle						7653-01	7654-01	7655-01	7656-01

Special Syringes

Ordering information	Description	Content
PRMKIT		<p>The Priming Kit provides the necessary tools to ensure that the syringe and needle connection is completely primed.</p> <p>The Priming Kit contains one 250 µl Syringe (PN 81120), one 6 pack of 30 gauge needles (PN 90030), and one pack of septa (PN 75826).</p>
55750-01		<p>The 1 mm connector is designed to attach pulled glass pipettes directly to a small hub RN connection.</p> <p>The RN compression fitting 1mm consists of one large bore RN nut, 5 PFA ferrules and 5 PEEK cup ferrules.</p>
55751-01		<p>The 1/16 inch connector is designed to attach 1/16 inch PEEK tubing directly to a small hub RN connection.</p> <p>The RN compression fitting 1/16 inch consists of one large bore RN nut, 5 PFA ferrules and 5 PEEK cup ferrules.</p>
55752-01		<p>The Dual RN Coupler is constructed from model 1702 glass with a small hub RN termination on either end. The dead volume is 10.49 µl.</p> <p>The Dual RN Coupler consists of two large bore RN nuts, and one dual RN barrel.</p>
55753-01		<p>The Luer to RN Adapter consists of a Metal Luer Lock hub and a small removable needle hub combined in a single needle.</p> <p>The Luer to RN Adapter consists of one RN to Luer needle and a sealing ferrule for a 25 gauge 7000 series needle.</p>



Syringe Accessories

Reproducibility (Chaney) Adapter

This adapter is built to adjust reproducible injections. It also prevents the plunger from bending. The adjustable stop prevents plunger damage. Easy to install in your laboratory. Available for syringes 700, 800, 1700 and 7000 series.



Reproducibility (Chaney) Adapter

Ordering information

Syringe series	Part Number Chaney Adapter
700, 1700, 7000	14725
800, 1800	32146

Syringe Guide

The Syringe Guide prevents the plunger from bending and also prevents pulling out of the plunger. Easy to install in your laboratory. Available for syringes 700, 1700 and 7000 series.



Syringe Guide

Ordering information

Syringe series	0.5 - 5 μ l volume	5 - 10 μ l volume	25 - 500 μ l volume
700, 1700		14806	
700, 1700			14906
7000	14906		

Syringe Accessories

Inert Gas Sampling Valve

Lever actuated on/off valve for storing and transporting samples in any GASTIGHT® TLL syringe. Pressure tested to 6 bar and autoclaveable. Bore diameter 1 mm. Kel-F hub or N needles can be attached to the valve.



Inert Gas Sampling Valve

Ordering information

Part Number	Description
86580	Inert Gas Sampling Valve

Septum Adapter

Store and sample syringe contents through the Septum Adapter. Attaches to any TLL or LT syringe replaceable septum.



Septum Adapter

Ordering information




Part Number	Description
31335	Septum Adapter TLL includes 12 septa
75810	Replacement septa 7 mm diameter 12 pcs/pk

For 250 µl and larger volumes syringes. Useable for SampleLock™ syringes. The larger port inner diameter of 1 mm allows sample spiking with a 701 N syringe. Provides connection to threaded fittings, tubings assemblies, tees and crosses.

RN Adapters (Removable Adapters)



Ordering information

Part Number	Description	
35081	Female Luer/Removable needle hub	
35080	Male Luer/Removable needle hub	
35083	Male Luer Lock/Removable needle hub	

Syringe Accessories

Syringe Rack

Safe keeping of HAMILTON syringes. The brushed stainless steel Syringe Rack keeps your workplace tidy. It is a clean and safe storage for your syringes. Storage up to 5 syringes from the series 700, 1700 and 7000 is possible. A lip on the plastic holder protects the syringe against accidental touching and falling down. The distance of the plastic holder prevents the syringe from getting in contact with the metal plate. The Syringe Rack is useable as free standing or wall model.



Syringe Rack

Ordering information

Part Number	Description
204880	Syringe Rack

Needle Cleaning Kit

If your HAMILTON syringes are kept clean, they will last longer. The HAMILTON Needle Cleaning Kit helps you to do so. It contains a powerful residue-free cleaning solution and a detailed description of the cleaning procedure for syringe and needles. Six fine tungsten wires with diameters from 0.076 mm to 0.306 mm are also included. With these wires you can clean plugged needles.



Tech Tip - Clogged Needles

For a partially clogged needle, flush the syringe with an appropriate solvent to solubilize the clog. For a completely clogged needle, do not attempt to clean by forcing the liquid or compressed air through the syringe. Excessive pressure will split the glass barrel. Alternatively, use the HAMILTON Needle Cleaning Kit. Start by using the cleaning wires to dislodge any foreign material. Then flush with the Cleaning Concentrate to further dissolve the clog. Once the clog is removed, rinse the syringe and needle thoroughly with deionized water. Wipe the exterior surfaces of the syringe barrel and needle dry with a lint-free tissue. Make sure that there is no residual cleaning agent in the syringe before using or storing the syringe.



Needle Cleaning Kit

Ordering information	Description	Content
76620		Syringe cleaning kit
	Cleaning Wires (178 mm length) 10 pcs/pk	Use to clean needle gauges
18306	0.076 mm O.D.	23s, 26s, 31-33
18300	0.089 mm O.D.	26s, 31-33
18301	0.126 mm O.D.	22s, 25s, 28-30
18302	0.167 mm O.D.	27
18303	0.207 mm O.D.	24-26
18304	0.306 mm O.D.	22, 23 and larger
18311	Cleaning Concentrate 500 ml	Not included in Cleaning Kit

Needles

Removable Needles

RN needles are made of stainless steel. The needles are available for syringes in volumes from 5 µl to 100 µl and from 250 µl up to 10 ml syringes. RN needles are available in a range from gauge 19 to gauge 34. All standard RN needles are delivered in 51 mm needle length. The RN ferrule is contained in the RN pack. RN needles are sold in packages of six pieces. From HAMILTON you can order your custom made needle according to your specification (SN).



Tech Tip

Burrs, rough edges at the needle opening and a rough needle surface can be removed by gently rubbing with a fine emery cloth or fine carborundum paper. Make sure to thoroughly rinse and dry the needle before using.



Economical Tip

By use of a non standard needle order a RN syringe without needle and separate a six pack of your preferred RN or customized RN needle.

RN Fused Silica Needles for Syringe Volume of 5 µl to 10 µl

Gauge	O.D. X I.D. [mm]	Needle length	Point style 3
FS 0.17	0.17 x 0.08	100 mm	200285
FS 0.23	0.23 x 0.08	100 mm	200295

RN PEEK Needles for Syringe Volume of 250 µl to 10 ml

Gauge	O.D. X I.D. [mm]	Point style 2	Point style 3	Point style 5	Custom made Point style 5	Custom made Point style 2, 3, 4
PEEK	1.52 x 0.76		8650-01			

RN Needle for Syringe Volume 2.5 µl to 100 µl

Gauge	O.D. X I.D. [mm]	Point style 2	Point style 3	Point style 5	Custom made Point style 5, AS	Custom made Point style 2, 3, 4
34	0.16 x 0.06					207434
33	0.21 x 0.11		7762-06			7803-05
32	0.24 x 0.11		7762-05			7803-04
31	0.31 x 0.13		7762-04			7803-03
30	0.31 x 0.16		7762-03			7803-07
29	0.34 x 0.18					7803-06
28	0.36 x 0.18		7762-02			7803-02
27	0.41 x 0.21		7762-01			7803-01
26s	0.47 x 0.13	7758-02	7768-01	7784-07	7731-02 ¹	7804-04
26	0.46 x 0.26	7758-04	7768-02	7784-08	7731-01 ¹	7804-03
25s	0.52 x 0.15				7731-06 ¹	7804-10
25	0.51 x 0.26				7731-05 ¹	7804-05
24	0.57 x 0.31				7731-09 ¹	7804-08
23s	0.64 x 0.09				7731-08 ¹	7804-09
23	0.64 x 0.34				7731-07 ¹	7804-07
22s	0.72 x 0.15	7758-03	7770-01	7784-05	7731-04 ¹	7804-02
22	0.72 x 0.41	7758-01	7770-02	7784-06	7731-03 ¹	7804-01
21	0.82 x 0.51				7731-11 ¹	7804-12
20	0.91 x 0.60				7731-10 ¹	7804-11
19	1.07 x 0.69					207419
18	1.27 x 0.84					7804-06

RN Needle for Syringe Volume 250 µl to 10 ml

Gauge	O.D. X I.D. [mm]	Point style 2	Point style 3	Point style 5	Custom made Point style 5, AS	Custom made Point style 2, 3, 4
26s	0.47 x 0.13	7779-02	7780-01	7784-03	7732-04 ¹	7806-04
26	0.46 x 0.26	7779-04	7780-02	7784-04	7732-03 ¹	7806-03
25s	0.52 x 0.15				7732-09 ¹	7806-09
25	0.51 x 0.26				7732-05 ¹	7806-07
24	0.57 x 0.31				7732-07 ¹	7806-06
23s	0.64 x 0.09				7732-08 ¹	7806-08
23	0.64 x 0.34				7732-06 ¹	7806-05
22s	0.72 x 0.15	7779-03	7780-03	7784-01	7732-02 ¹	7806-02
22	0.72 x 0.41	7779-01	7780-04	7784-02	7732-01 ¹	7806-01
21	0.82 x 0.51				7732-11 ¹	7806-11
20	1.07 x 0.69				7732-10 ¹	7806-10

¹ Available as point style AS

Needles

Metal (N) Hub Needles

The N needles (metal hub) are available in a convenient six pack. The needles are available with a wide variety of point style. Standard needles are delivered with a needle length of 51 mm. Custom made needles are available up to a length of max 1000 mm. The metal hub is made of brass and nickel plated. The needle material quality is SST 304 (DIN1.4301). SST tubing without hub can also be ordered.



Metal Hub Needles

Gauge	O.D. X I.D. [mm]	Point style 2	Point style 3	Point style 5	Custom made Point style 5, AS	Custom made Point style 2, 3, 4
33	0.21 x 0.11					7747-01
32	0.24 x 0.11					7747-02
31	0.26 x 0.13					7748-17
30	0.31 x 0.16					7748-16
29	0.34 x 0.18					7748-15
28	0.36 x 0.18					7748-14
27	0.41 x 0.21					7748-13
26s	0.47 x 0.13	90039	91039	7729-01	7751-19 ¹	7748-19
26	0.46 x 0.26	90026	91026	7729-03	7751-17 ¹	7748-12
25s	0.52 x 0.15				7751-21 ¹	7748-21
25	0.51 x 0.26	90025	91025	7729-04	7751-16 ¹	7748-11
24	0.57 x 0.31	90024	91024	7729-05	7751-15 ¹	7748-10
23s	0.64 x 0.09				7751-20 ¹	7748-20
23	0.64 x 0.34	90023	91023	7729-06	7751-14 ¹	7748-09
22s	0.72 x 0.15	90038	91038	7729-02	7751-18 ¹	7748-18
22	0.72 x 0.41	90022	91022	7729-07	7751-13 ¹	7748-08
21	0.82 x 0.51	90021	91021	7729-08	7751-12	7748-07
20	0.91 x 0.60	90020	91020	7729-09	7751-11	7748-06
19	1.07 x 0.69				7751-10	7748-05
18	1.27 x 0.84				7751-09	7748-04
17	1.47 x 1.07				7751-08	7748-03
16	1.65 x 1.19				7751-07	7748-02
15	1.83 x 1.37				7751-06	7748-01
14	2.11 x 1.60				7751-05	7749-05
13	2.41 x 1.80				7751-04	7749-04
12	2.77 x 2.16				7751-03	7749-03
11	3.05 x 2.39				7751-02	7749-02
10	3.40 x 2.69				7751-01	7749-01

¹ Available as point style AS

Kel-F® (KF) Hub Needles

The KF needles (Kel-F® hub) are available in a convenient six pack. The needles are available with a wide variety of point style. Standard needles are delivered with a needle length of 51 mm. Custom made needles are available up to a length of max 1000 mm. The needle material quality is SST 304 (DIN1.4301).



Kel-F® Hub Needles

Gauge	O.D. X I.D. [mm]	Point style 2	Point style 3	Point style 5	Custom made Point style 5, AS	Custom made Point style 2, 3, 4
31	0.26 x 0.13					7750-22
30	0.31 x 0.16					7750-21
29	0.34 x 0.18					7750-20
28	0.36 x 0.18					7750-19
27	0.41 x 0.21					7750-18
26s	0.47 x 0.13	90139	90539	7746-12	7752-19 ¹	7750-24
26	0.46 x 0.26	90126	90533	7746-10	7752-17 ¹	7750-17
25s	0.52 x 0.15				7752-21 ¹	7750-26
25	0.51 x 0.26	90125	90525	7746-09	7752-16 ¹	7750-16
24	0.57 x 0.31	90124	90524	7746-08	7752-15	7750-15
23s	0.64 x 0.09				7752-20	7750-25
23	0.64 x 0.34	90123	90523	7746-07	7752-14 ¹	7750-14
22s	0.72 x 0.15	90138	90534	7746-11	7752-18 ¹	7750-23
22	0.72 x 0.41	90122	90134	7746-06	7752-13 ¹	7750-13
21	0.82 x 0.51	90121	90521	7746-05	7752-12	7750-12
20	0.91 x 0.60	90120	90520	7746-04	7752-11	7750-11
19	1.07 x 0.69				7752-10	7750-10
18	1.27 x 0.84			7746-03	7752-09	7750-09
17	1.47 x 1.07			7746-02	7752-08	7750-08
16	1.65 x 1.19			7746-01	7752-07	7750-07
15	1.83 x 1.37				7752-06	7750-06
14	2.11 x 1.60				7752-05	7750-05
13	2.41 x 1.80				7752-04	7750-04
12	2.77 x 2.16				7752-03	7750-03
11	3.05 x 2.39				7752-02	7750-02
10	3.40 x 2.69				7752-01	7750-01

¹ Available as point style AS

Capillary Stainless Steel Tubing

You can order capillary tubing made of stainless steel in specified cutted lengths. Tubings are available in lengths of 10 mm up to 1000 mm and with different point styles. Electro-tapering and PTFE coating (outside) is possible.

Gauge	Dimension	Needle hubless pst2, 3 and 4 length 10 mm - 1000 mm	Needle hubless pst5 and AS length 10 mm - 380 mm	SST tubing hubless
34	0.16 x 0.06			21034
33	0.21 x 0.11	22033-01		21033
32	0.24 x 0.11	22032-01		21032
31	0.26 x 0.13	22031-01		21031
30	0.31 x 0.16	22030-01		21030
29	0.34 x 0.18	22029-01		21029
28	0.36 x 0.18	22028-01		21028
27	0.41 x 0.21	22027-01		21027
26s	0.47 x 0.13	22039-01	22039-02 ¹	21039
26	0.46 x 0.26	22026-01	22026-02 ¹	21026
25s	0.52 x 0.15	22058-01	22058-02	21058
25	0.51 x 0.26	22025-01	22025-02	21025
24	0.57 x 0.31	22024-01	22024-02	21024
23s	0.64 x 0.09	22041-01	22041-02 ¹	21041
23	0.64 x 0.34	22023-01	22023-02 ¹	21023
22s	0.72 x 0.15	22038-01	22038-02 ¹	21038
22	0.72 x 0.41	22022-01	22022-02 ¹	21022
21	0.82 x 0.51	22021-01	22021-02	21021
20	0.91 x 0.60	22020-01	22020-02	21020
19	1.07 x 0.69	22019-01	22019-02	21019
18	1.27 x 0.84	22018-01	22018-02	21018
17	1.47 x 1.07	22017-01	22017-02	21017
16	1.65 x 1.19	22016-01	22016-02	21016
15	1.83 x 1.37	22015-01	22015-02	21015
14	2.11 x 1.60	22014-01	22014-02	21014
13	2.41 x 1.80	22013-01	22013-02	21013
12	2.77 x 2.16	22012-01	22012-02	21012
11	3.05 x 2.39	22011-01	22011-02	21011
10	3.40 x 2.69	22010-01	22010-02	21010

Note: Stainless steel tubing has a broad tolerance and will not have a point style

¹ Available as point style AS

Needle Gauge Index

Gauge	Nominal O.D. [inch]	Nominal O.D. [mm]	Nominal I.D. [inch]	Nominal I.D. [mm]	Wall thickness [inch]	Wall thickness [mm]	Volume [μl/cm]
34	.0055 - .0066	0.16	.0015 - .0031	0.06	.0019	0.05	0.03
33	.0080 - .0085	0.21	.0035 - .0050	0.11	.002	0.05	0.20
32	.0090 - .0095	0.24	.0035 - .0050	0.11	.002	0.05	0.20
31	.0100 - .0105	0.26	.0045 - .0060	0.13	.0025	0.06	0.34
30	.0120 - .0125	0.31	.0055 - .0070	0.16	.003	0.08	0.45
29		0.34		0.18		0.08	0.25
28	.0140 - .0145	0.36	.0065 - .0080	0.18	.0035	0.09	0.63
27	.0160 - .0165	0.41	.0075 - .0090	0.21	.004	0.10	0.80
26s	.0184 - .0189	0.47	.0045 - .0055	0.13	.007	0.18	0.26
26	.0180 - .0185	0.46	.0095 - .0110	0.26	.004	0.10	1.25
25s		0.52		0.15		0.18	0.45
25	.0200 - .0205	0.51	.0095 - .0110	0.26	.005	0.13	1.25
24	.0220 - .0225	0.57	.0115 - .0130	0.31	.005	0.13	1.80
23s	.0263 - .0240	0.64	.0023 - .0043	0.09	.011	0.28	0.06
23	.0250 - .0255	0.64	.0125 - .0140	0.34	.006	0.15	2.17
22s	.0280 - .0285	0.72	.0055 - .0065	0.15	.011	0.28	0.45
22	.0280 - .0285	0.72	.0155 - .0170	0.41	.006	0.15	3.35
21	.0320 - .0325	0.82	.0195 - .0210	0.51	.006	0.15	5.19
20	.0355 - .0360	0.91	.0230 - .0245	0.60	.006	0.15	6.71
19	.0415 - .0467	1.07	.0255 - .0287	0.69	.007	0.19	3.74
18	.0495 - .0505	1.27	.0315 - .0345	0.84	.0085	0.22	14.08
17	.0575 - .0580	1.47	.0405 - .0435	1.07	.008	0.20	22.84
16	.0645 - .0655	1.65	.0455 - .0485	1.19	.009	0.23	28.25
14	.0820 - .0840	2.11	.0610 - .0600	1.60	.010	0.25	51.07
13	.0940 - .0960	2.41	.0690 - .0730	1.80	.012	0.31	64.63
12	.1080 - .1100	2.77	.0830 - .0870	2.16	.012	0.31	93.07
11	.1190 - .1210	3.05	.0920 - .0960	2.39	.013	0.33	113.00
10	.1330 - .1350	3.40	.1040 - .1080	2.69	.014	0.36	143.28

Tubing Assemblies

HAMILTON Polymer Tubing is manufactured from flanged PTFE tubing pressed into a PCTFE connector with a threaded hole. Used with LT or TLL syringes, the tubings form a completely inert system which allows highly corrosive liquids to be dispensed. The Polymer Tubings are available in three different variants, with PCTFE connectors on one or both ends (specification: KF) or without connectors (Cut tubing). The standard length is 300 mm. Special lengths with single or double hubs can be ordered according to the list below.



Polymer Tubings with Kel-F® (KF) Connector

Gauge	O.D X I.D. [mm]	Material	Tubing only specify length	1 KF hub [300 mm]	1 KF hub Specify length	2 KF hubs Specify length and gauge
30	0.76 x 0.30	PTFE	20930	90630	90680	86510
28	0.84 x 0.38	PTFE	20928	90628	90678	86510
26	0.91 x 0.46	PTFE	20926	90626	90676	86510
24	1.02 x 0.56	PTFE	20924	90624	90674	86510
22	1.17 x 0.71	PTFE	20922	90622	90672	86510
20	1.47 x 0.86	PTFE	20920	90620	90670	86510
19	1.57 x 0.97	PTFE	20919	90619	90669	86510
18	1.68 x 1.07	PTFE	20918	90618	90668	86510
18	2.00 x 1.00	FEP	20942			
17	1.80 x 1.19	PTFE	20917	90617	90667	86510
16	1.96 x 1.35	PTFE	20916	90616	90666	86510
15	2.11 x 1.50	PTFE	20915	90615	90665	86510
14	2.29 x 1.68	PTFE	20914	90614	90664	86510
13	2.54 x 1.93	PTFE	20913	90613	90663	86510
12	2.77 x 2.16	PTFE	20912	90612	90662	86510
12	2.90 x 2.00	FEP	20943			
11	3.02 x 2.41	PTFE	20911	90611	90661	86510
10	3.30 x 2.69	PTFE	20910	90610	90660	86510
9	3.76 x 3.00	PTFE	20909	90609	90659	86510
8	4.14 x 3.38	PTFE	20908	90608	90658	86510
7	4.52 x 3.76	PTFE	20907	90607	90657	86510
1/8"			20941	90641	90691	86510

HAMILTON (HV) Plug Valves

- Wetted paths are chemically inert PTFE and Kel-F® materials
- Valves are for stand alone use or HVX and HVP valves can also be panel mounted
- Valve position is controlled manually via a handle attached to the valve stem
- Valve connections are via 1/4"-28 UNF-2B (Unified Fine) fittings

HAMILTON HV Plug Valves provide an economical and flexible method of custom-building a fluid flow control system, for a simple on/off valve to a more complex multi-valve arrangement, using a combination of loop and distribution valves. The small valve body with its chemically inert flow path is ideally suited for low pressure applications. All HV Plug Valves allow you to select and interchange a wide variety of fittings, adapters and tubing, including male and female luers, FEP tubing assemblies and adapters which thread directly into the valve providing an endless variety of valve configurations for any flow applications. HAMILTON (HV) fittings and adapters are installed finger-tight and provide a leak-tight seal tested to 6 bar.



HV Valve

The HV valve is physically the smallest valve and constitutes a basic unit for the control of fluids. It is ideal for low pressure applications; for a basic on/off flow to a four-way distribution system.



HVP Valve

The HVP valve is essentially the same as the HV valve except the HVP can be mounted into panels, instruments allowing customized installations.

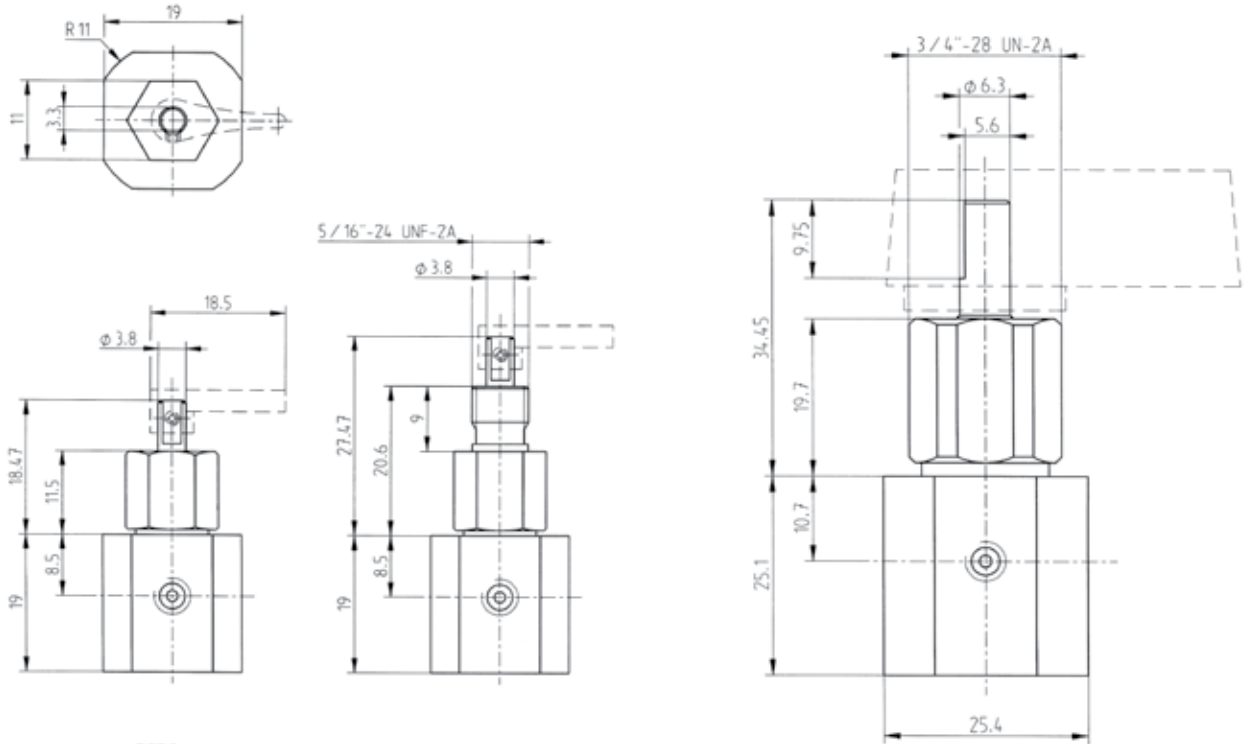


HVX Valve

The HVX valve is physically the largest valve. A larger port internal diameter allows increased fluid flows even with moderately viscous fluids. HVX valves can be used free standing or panel-mounted using an optional locking nut, **PN 35121**. 6- and 8-port distribution and loop valves are available only in the HVX body style.

Valves and Fittings

HV Valve Dimension and Specifications



	HV	HVP	HVX
Temperature range (°C)	10 - 100	10 - 100	10 - 100
Weight (g)	25	25	25
Maximum pressure rating (MPa)	0.6	0.6	0.6
Valve connection ports	1/4-28	1/4-28	1/4-28
Break away torque (mNm)	106	106	424
Maximum panel thickness (mm)	N/A	3.8	15.9
Panel hole diameter (mm)	N/A	11.1	19.1
1. Handle	Nickel	Nickel	Black nylon
2. Set screw	Stainless steel	Stainless steel	Stainless steel
3. Cap bushing	Nylon	Nylon	PTFE
4. Upper stem washer	Stainless steel	Stainless steel	Stainless steel
5. Drive stem	Stainless steel	Stainless steel	Stainless steel
6. Compression spring	Zinc plated wire	Zinc plated wire	Stainless steel
7. Cap	Aluminium	Aluminium	Aluminium
8. Valve plug	PTFE ¹	PTFE ¹	PTFE ¹
O-Ring	Buna-N	Buna-N	Viton
Valve plug seat	PCTFE ²	PCTFE ²	PCTFE ²
Valve housing	Aluminium	Aluminium	Aluminium
Lower stem washer	Stainless steel	Stainless steel	

¹ PTFE (Polytetrafluoroethylene)

² PCTFE (Polychlorotrifluoroethylene)

Ordering Information



Flow Diagram	Valve description	Valve model	HV	HVP	HVX
	180° Flow path 2-ports	1-1	86725	86775	86901 ¹
	90° Flow path 2-ports	2-2	86726	86776	86902 ¹
	"T" Flow path 3-ports	3-3	86727	86777	86903 ¹
	90° Flow path 3-ports	3-2	86728	86778	86904 ¹
	Loop Flow path 4-ports	4-4	86729	86779	86905 ¹
	"T" Flow path 4-ports	4-3	86730	86780	
	90° Flow path 4-ports	4-2	86731	86781	86907 ¹
	180° Flow path 4-ports	4-1	86732		
	Distribution flow path 2-ports	1-5	86735	86785	86910 ¹
	Distribution flow path 2-ports	2-5	86736	86786	86911 ¹
	Distribution flow path 3-ports	3-5	86737	86787	86912 ¹
	Distribution flow path 4-ports	4-5	86738	86788	86913 ¹
	Distribution flow path 6-ports	6-5			86915
	Loop flow path 6-ports	6-6			86916 ²
	Distribution flow path 8-ports	8-5			86918
	Loop flow path 8-ports	8-7			86919 ²

Note: All valves have 0.059 inch / 1.5 mm diameter ports unless otherwise specified

¹ Valve has 0.118 inch / 3 mm diameter ports

² Valve has 0.048 inch / 1 mm diameter ports

Valves and Fittings

HV Fittings, Adapters and Tubings

- Use with HAMILTON valves
- Use tubing assemblies to connect tubing to valves (6 bar or less)
- Use female luer, male luer, luer lock and barbed fittings to connect syringes, equipment, or other devices to HAMILTON valves
- Fittings and adapters are Kel-F® (PCTFE) unless otherwise noted







HV, HVP









HVX

Ordering information

Description	Port diameter [mm]	Pack	Part Number
Female Luer / 1/4"-28 UNF	1.5	1 pcs/pk	35031
			
Male Luer / 1/4"-28 UNF	1.5	1 pcs/pk	35030
			
Male Luer Lock / 1/4"-28 UNF	1.5	1 pcs/pk	35033
			
1/8" Barb / 1/4"-28 UNF	1.5	1 pcs/pk	35032
			




Port diameter [mm]	Pack	Part Number
3.0	1 pcs/pk	35071
3.0	1 pcs/pk	35070
3.0	1 pcs/pk	35073
3.0	1 pcs/pk	35072

Ordering Information

Description	Gauge	I.D. [mm]	Pack	Part Number
Plug / 1/4"-28 UNF			1 pcs/pk 10 pcs/pk	32802 88802
				
Union / 1/4"-28 UNF		1.5	1 pcs/pk 10 pcs/pk	32800 88800
				
Swivel Union / 1/4"-28 UNF		1.5	1 pcs/pk	35037
				
Bushing for "RN" type needles / 1/4"-28 UNF		1.0	1 pcs/pk	35035
				
Bushing for "Hat" type needles / 1/4"-28 UNF			1 pcs/pk	35056
				
Needles Stainless Steel "Hat" type (51 mm/pst3)	14		3 pcs/pk	90814
Use with bushing Part Number 35056	15		3 pcs/pk	90815
	16		3 pcs/pk	90816
	17		3 pcs/pk	90817
	18		3 pcs/pk	90818
	19		3 pcs/pk	90819
	20		3 pcs/pk	90820
	21		3 pcs/pk	90821
	22		3 pcs/pk	90822
	23		3 pcs/pk	90823
	24		3 pcs/pk	90824
	25		3 pcs/pk	90825
	26		3 pcs/pk	90826
				

Valves and Fittings

Ordering Information







Description	Gauge	I.D. [mm]	Pack	Part Number
One 1/4"-28 UNF hub assembled with 600 mm FEP tubing 	12	2.0	1 pcs/pk	88988
	18	1.0	1 pcs/pk	88987
	22	0.7	1 pcs/pk	88986 ¹
Two 1/4"-28 UNF hubs assembled with 300 mm FEP tubing 	12	2.0	1 pcs/pk	88918
	18	1.0	1 pcs/pk	88917
	22	0.7	1 pcs/pk	88916 ¹
Fittings with washer 		M6x1 for 2 x 1 mm tubing	5 pcs/pk	249980
		M6x1 for 2.9 x 2 mm tubing	5 pcs/pk	249981
		M6x1 for gauge 20/22	5 pcs/pk	249982
		M6x1 for 2.5 x 1.5 mm tubing	5 pcs/pk	249984
		1/4"-28 UNF for 2.9 x 2 mm tubing	5 pcs/pk	249985
		1/4"-28 UNF for 2.5 x 1.5 mm tubing	5 pcs/pk	249986
		1/4"-28 UNF for gauge 20/22	5 pcs/pk	249987
	1/4"-28 UNF for gauge 24	5 pcs/pk	249988	
	1/4"-28 UNF for 2 x 1 mm tubing	5 pcs/pk	249989	

¹ PTFE (Polytetrafluoroethylene)

General Laboratory Fittings, Adapters and Tubing (Industrial Standard)






- Use for assembly of low pressure (6 bar) fluid systems (not recommended for direct connection to HAMILTON valves)
- Fittings and adapters are Kel-F® (PCTFE) unless otherwise noted

Ordering Information

Description	I.D. [mm]	Pack	Part Number
Female Luer / 1/4"-28 UNF	1.5	1 pcs/pk	32834
Female Luer / M6x1	1.5	1 pcs/pk	32874
Female Luer / M6x1	2.0	1 pcs/pk	230223
Female Luer / M6x1 inner thread	1.5	1 pcs/pk	230225
			
Male Luer / 1/4"-28 UNF	1.5	1 pcs/pk	32835
			
Male Luer Lock / 1/4"-28 UNF	1.5	1 pcs/pk	32836
Male Luer Lock / M6x1	1.5	1 pcs/pk	32876
			
Female Luer / Female Luer connector	1.5	1 pcs/pk	86505
			
Male Luer / Male Luer	1.5	1 pcs/pk	86506
			
Female Luer / Male Luer	1.5	1 pcs/pk	86507
			

Valves and Fittings

Ordering Information

Description	I.D. [mm]	Pack	Part Number
Male Luer Lock / Male Luer Lock	1.5	1 pcs/pk	86511
			
Male Luer Lock / Male Luer	1.5	1 pcs/pk	86512
			
Male Luer Lock / Female Luer	1.5	1 pcs/pk	86513
			
3 Way "T" 1/4"-28 UNF inner thread	1.6	1 pcs/pk	32810
			
3 Way "Y" 1/4"-28 UNF inner thread	1.6	1 pcs/pk	32814
1/4"-28 UNF inner thread	1.6	1 pcs/pk	32864
M6x1 inner thread			
			

Numerical Index

Part Number	Page	Part Number	Page	Part Number	Page	Part Number	Page
1117-01	24	7661-01	27	7747-02	76	7750-21	77
1117-02	24	7662-01	27	7748-01	76	7750-22	77
1117-03	24	7663-01	27	7748-02	76	7750-23	77
1120-01	24	7729-01	76	7748-03	76	7750-24	77
1122-01	24, 62	7729-02	76	7748-04	76	7750-25	77
1160-01	27	7729-03	76	7748-05	76	7750-26	77
1161-01	27	7729-04	76	7748-06	76	7751-01	76
1161-02	27	7729-05	76	7748-07	76	7751-02	76
1162-01	24, 37, 62	7729-06	76	7748-08	76	7751-03	76
1162-02	24, 37, 62	7729-07	76	7748-09	76	7751-04	76
1162-03	24, 62	7729-08	76	7748-10	76	7751-05	76
1169-01	24, 62	7729-09	76	7748-11	76	7751-06	76
1320-01	37	7731-01	75	7748-12	76	7751-07	76
1321-01	37	7731-02	75	7748-13	76	7751-08	76
1343-01	37	7731-03	75	7748-14	76	7751-09	76
1359-01	33	7731-04	75	7748-15	76	7751-10	76
1360-01	33	7731-05	75	7748-16	76	7751-11	76
1578-01	33	7731-06	75	7748-17	76	7751-12	76
1615-03	37	7731-07	75	7748-18	76	7751-13	76
4871-01	27	7731-08	75	7748-19	76	7751-14	76
7632-01	15, 66	7731-09	75	7748-20	76	7751-15	76
7633-01	15, 66	7731-10	75	7748-21	76	7751-16	76
7634-01	13, 66	7731-11	75	7749-01	76	7751-17	76
7635-01	13, 66	7732-01	75	7749-02	76	7751-18	76
7636-01	13, 66	7732-02	75	7749-03	76	7751-19	76
7637-01	13, 66	7732-03	75	7749-04	76	7751-20	76
7638-01	13, 66	7732-04	75	7749-05	76	7751-21	76
7639-01	13	7732-05	75	7750-01	77	7752-01	77
7640-01	13	7732-06	75	7750-02	77	7752-02	77
7641-01	16	7732-07	75	7750-03	77	7752-03	77
7642-01	16	7732-08	75	7750-04	77	7752-04	77
7643-01	16	7732-09	75	7750-05	77	7752-05	77
7644-01	16	7732-10	75	7750-06	77	7752-06	77
7645-01	16	7732-11	75	7750-07	77	7752-07	77
7646-01	16	7746-01	77	7750-08	77	7752-08	77
7649-01	31	7746-02	77	7750-09	77	7752-09	77
7650-01	31	7746-03	77	7750-10	77	7752-10	77
7651-01	31	7746-04	77	7750-11	77	7752-11	77
7652-01	31	7746-05	77	7750-12	77	7752-12	77
7653-01	21, 66	7746-06	77	7750-13	77	7752-13	77
7654-01	21, 53, 66	7746-07	77	7750-14	77	7752-14	77
7655-01	21, 66	7746-08	77	7750-15	77	7752-15	77
7656-01	21, 53, 66	7746-09	77	7750-16	77	7752-16	77
7657-01	21	7746-10	77	7750-17	77	7752-17	77
7658-01	21	7746-11	77	7750-18	77	7752-18	77
7659-01	27	7746-12	77	7750-19	77	7752-19	77
7660-01	27	7747-01	76	7750-20	77	7752-20	77

Numerical Index

Part Number	Page	Part Number	Page	Part Number	Page	Part Number	Page
7752-21	77	7804-05	75	15910	58	20928	80
7758-01	75	7803-06	75	15927	58	20930	80
7758-02	14, 17, 23, 27, 41, 42, 75	7804-07	75	15928	58	20941	80
7758-03	14, 17, 23, 27, 41, 75	7804-08	75	15934	58	20942	80
7758-04	75	7804-09	75	15936	58	20943	80
7762-01	75	7804-10	75	15945	58	21010	78
7762-02	75	7804-11	75	15948	64, 65	21011	78
7762-03	75	7804-12	75	17187	19	21012	78
7762-04	75	7806-01	75	17188	19	21013	78
7762-05	75	7806-02	75	17190	19	21014	78
7762-06	75	7806-03	75	17191	19	21015	78
7768-01	75	7806-04	75	17192	19	21016	78
7768-02	75	7806-05	75	17193	19	21017	78
7770-01	15, 50, 75	7806-06	75	17658	19	21018	78
7770-02	75	7806-07	75	17789	19	21019	78
7779-01	14, 23, 33, 37, 75	7806-08	75	17887	19	21020	78
7779-02	75	7806-09	75	17888	19	21021	78
7779-03	14, 17, 23, 27, 37, 75	7806-10	75	17890	19	21022	78
7779-04	75	7806-11	75	17891	19	21023	78
7780-01	75	8647-01	51	17892	19	21024	78
7780-02	75	8648-01	51	17893	19	21025	78
7780-03	37, 75	8650-01	74	18026	57	21026	78
7780-04	37, 50, 75	8651-01	64	18050	57	21027	78
7784-01	37, 75	8651-02	64	18300	73	21028	78
7784-02	37, 75	8651-03	64	18301	73	21029	78
7784-03	75	10367	62	18302	73	21030	78
7784-04	75	10368	62	18303	73	21031	78
7784-05	75	10369	62	18304	73	21032	78
7784-06	75	10370	62	18306	64, 65, 73	21033	78
7784-07	75	10372	62	18311	73	21034	78
7784-08	75	10395	64	20907	80	21038	78
7785-01	41	10396	64	20908	80	21039	78
7786-01	41	10398	64	20909	80	21041	78
7786-02	41	10399	64, 65	20910	80	21058	78
7787-01	51	13205	24	20911	80	22010-01	78
7787-02	51	13230	33	20912	80	22010-02	78
7803-01	75	13231	33	20913	80	22011-01	78
7803-02	75	13269	24	20914	80	22011-02	78
7803-03	75	13271	33	20915	80	22012-01	78
7803-04	75	13272	33	20916	80	22012-02	78
7803-05	75	13291	33	20917	80	22013-01	78
7803-06	75	13292	33	20918	80	22013-02	78
7803-07	75	14700	14, 23	20919	80	22014-01	78
7804-01	75	14725	14, 19, 23, 68	20920	80	22014-02	78
7804-02	75	14806	14, 23, 69	20922	80	22015-01	78
7804-03	75	14906	14, 19, 23, 69	20924	80	22015-02	78
7804-04	75	15909	58	20926	80	22016-01	78

Numerical Index

Part Number	Page	Part Number	Page	Part Number	Page	Part Number	Page
22016-02	78	32150	17	75805	47	80022	64
22017-01	78	32151	17	75806	47	80023	64
22017-02	78	32165	17	75807	47	80024	54
22018-01	78	32166	17	75810	47, 71	80030	21
22018-02	78	32168	17	75813	47	80039	20
22019-01	78	32169	17	75825	48	80062	22
22019-02	78	32175	27	75826	48	80065	21, 50
22020-01	78	32187	27	75827	48	80075	20
22020-02	78	32188	27	75829	48	80079	40
22021-01	78	32189	27	75830	48	80080	40
22021-02	78	32190	27	75831	48	80081	64
22022-01	78	32191	27	75832	48	80087	40
22022-02	78	32193	27	75833	49	80088	40
22023-01	78	32800	85	75834	49	80089	40
22023-02	78	32802	85	75835	49	80091	64
22024-01	78	32810	88	75836	49	80094	41
22024-02	78	32814	88	75837	49	80096	41
22025-01	78	32834	87	75838	49	80100	18, 66
22025-02	78	32835	87	75839	49	80108	18
22026-01	78	32836	87	75840	49	80135	18
22026-02	78	32864	88	75841	49	80176	40
22027-01	78	32874	87	76001	46	80200	20
22028-01	78	32876	87	76002	46	80201	21, 61
22029-01	78	35030	84	76003	46	80208	20
22030-01	78	35031	84	76004	46	80222	21
22031-01	78	35032	84	76005	46	80223	22
22032-01	78	35033	84	76006	46	80226	22
22033-01	78	35035	85	76007	46	80230	21, 61
22038-01	78	35037	85	76008	46	80231	51
22038-02	78	35056	85	76009	46	80238	51
22039-01	78	35070	84	76010	46	80239	20
22039-02	78	35071	84	76013	46	80262	22
22041-01	78	35072	84	76015	46	80265	21, 50
22041-02	78	35073	84	76016	46	80266	63
22058-01	78	35080	37, 71	76017	46	80275	20, 50, 61
22058-02	78	35081	37, 71	76019	46	80300	13, 41, 42, 59
30902	14, 15, 17, 24, 27, 33, 64	35083	37, 71	76020	46	80301	13
31331	61	35121	81	76022	46	80308	13
31335	71	52343-01	33	76620	73	80330	13, 42
32117	17	55750-01	67	78631	65	80336	13
32120	17	55751-01	67	78633	65	80338	41
32123	17	55752-01	67	80000	20, 41	80339	13
32126	17	55753-01	67	80001	21	80350	13
32129	17	75801	47	80008	20	80357	40
32134	17	75802	47	80011	41	80358	40
32135	17, 27	75803	47	80020	54	80359	40
32146	17, 27, 68	75804	47	80021	64	80365	50

Numerical Index

Part Number	Page	Part Number	Page	Part Number	Page	Part Number	Page
80366	13, 41, 42	80939	20	81227	21	81616	30
80383	13	80947	22	81230	21, 61	81617	30
80384	13	80956	36	81231	51	81620	31
80387	40	80962	22, 54	81243	20	81627	31
80388	40	80965	21, 50	81247	22	81630	31
80389	41	80975	20, 50, 61	81256	36	81631	51
80390	41	81000	20	81262	22, 54	81656	37
80391	41	81001	21, 61	81265	21, 50	81660	32
80393	40	81008	20	81301	31, 61	81643	30
80398	40	81020	21, 61	81314	30	82001	31, 61
80399	40	81022	21	81316	30, 61	82016	30
80400	13	81026	22	81317	30	82017	30, 61
80401	13, 61	81027	21	81320	31, 61	82520	31
80408	13	81030	21, 61	81326	32	82521	31
80430	13, 61	81031	51	81327	31	82525	31
80465	13, 50, 61	81038	51	81330	31, 61	82527	31
80500	13	81039	20	81331	51	82570	59
80501	13, 61	81041	63	81341	63	83700	14, 23, 33, 60
80508	13	81047	22	81343	30	84301	58
80530	13, 61	81056	36	81356	37	84302	58
80565	13, 50, 61	81062	22	81360	32, 54	84303	58
80600	13	81065	21, 50	81365	31, 50	84502	64
80601	13, 61	81075	20, 50, 61	81401	31, 61	84503	64
80608	13	81100	20	81414	30	84504	64
80630	13, 61	81101	21, 61	81416	30, 61	84505	64
80665	13, 50, 61	81108	20	81417	30	84511	64
80700	13	81120	21, 61	81420	31, 61	84611	65
80701	13, 61	81122	21	81427	31	84711	64
80708	13	81126	22	81430	31, 61	84815	51
80730	13, 61	81127	21	81431	51	84816	51
80765	13, 50, 61	81130	21, 61	81443	30	84817	51
80800	13	81131	51	81456	37	84818	51
80801	13, 61	81138	51	81460	32, 53, 54	84819	51
80808	13	81139	20	81501	31	84850	16
80830	13, 61	81147	22	81514	30	84851	16
80839	13	81156	36	81516	30	84852	16
80865	13, 50, 61	81162	22, 54	81517	30	84853	16
80900	20	81165	21, 50	81520	31	84854	16
80901	21, 61	81175	20, 50, 61	81527	31	84855	16
80908	20	81201	21, 61	81530	31	84856	16
80920	21, 61	81214	20	81531	51	84857	16
80922	21	81216	20, 50, 61	81543	30	84858	16
80926	22	81217	20	81556	37	84859	16
80927	21	81220	21, 61	81560	32	84861	16
80930	21, 61	81222	21	81570	59	84875	26
80931	51	81242	63	81601	31	84877	27
80938	51	81226	22	81614	30	84878	26

Numerical Index

Part Number	Page	Part Number	Page	Part Number	Page	Part Number	Page
84880	27	86728	83	87990	41	90539	77
84881	26	86729	83	87991	40	90607	80
84883	27	86730	83	87992	40	90608	80
84884	26	86731	83	87993	40	90609	80
84886	27	86732	83	87994	41	90610	80
84887	26	86735	83	88000	18	90611	80
84889	27	86736	83	88011	18	90612	80
84980	51	86737	83	88035	44	90613	80
84983	51	86738	83	88040	44	90614	80
84986	51	86775	83	88400	18, 66	90615	80
84989	51	86776	83	88411	18	90616	80
85020	31	86777	83	88500	18	90617	80
85021	31	86778	83	88511	18	90618	80
85025	31	86779	83	88800	85	90619	80
85027	31	86780	83	88802	85	90620	80
86020	31	86781	83	88916	86	90622	80
86200	18	86785	83	88917	86	90624	80
86201	19	86786	83	88918	86	90626	80
86202	19	86787	83	88986	86	90628	80
86203	19	86788	83	88987	86	90630	80
86211	18	86789	59	88988	86	90641	80
86250	18, 66	86901	83	90020	76	90657	80
86257	18, 44	86902	83	90021	76	90658	80
86258	19	86903	83	90022	14, 23, 33, 76	90659	80
86259	18	86904	83	90023	76	90660	80
86274	40	86905	83	90024	76	90661	80
86276	40	86907	83	90025	76	90662	80
86301	57	86910	83	90026	76	90663	80
86302	57	86911	83	90038	14, 23, 76	90664	80
86311	57	86912	83	90039	14, 23, 76	90665	80
86312	57	86913	83	90120	77	90666	80
86313	57	86915	83	90121	77	90667	80
86314	57	86916	83	90122	14, 23, 33, 77	90668	80
86326	37	86918	83	90123	77	90669	80
86336	37	86919	83	90124	77	90670	80
86346	37	87900	13, 41, 42	90125	77	90672	80
86505	87	87908	13	90126	77	90674	80
86506	87	87919	13	90134	77	90676	80
86507	87	87930	13, 42	90138	14, 23, 77	90678	80
86510	80	87942	15, 50	90139	14, 23, 77	90680	80
86511	88	87943	15, 50	90520	77	90691	80
86512	88	87957	40	90521	77	90814	85
86513	88	87958	40	90523	77	90815	85
86580	70	87959	40	90524	77	90816	85
86725	83	87987	40	90525	77	90817	85
86726	83	87988	40	90533	77	90818	85
86727	83	87989	41	90534	77	90819	85

Numerical Index

Part Number	Page	Part Number	Page	Part Number	Page	Part Number	Page
90820	85	201670	24	202645	43	203254	39, 52
90821	85	201700	32	202660	43	203255	52
90822	85	201720	22	202670	43	203256	52
90823	85	201725	24	202880	42	203259	52
90824	85	201730	22	202903	42	203260	55
90825	85	201735	24	203043	39	203262	56
90826	85	201740	22	203072	38	203270	55
91020	76	201745	24	203073	52	203272	56
91021	76	201750	22	203074	39	203274	52
91022	76	201755	24	203075	52	203275	39
91023	76	201760	32	203076	39	203276	39, 52
91024	76	201765	33	203077	52	203310	55
91025	76	201770	32	203078	39	203312	56
91026	76	201775	33	203079	52	203320	55
91038	76	201780	32	203080	39	203322	56
91039	76	201785	33	203081	52	203330	55
200285	74	201790	21	203082	39	203332	56
200295	74	201793	24	203083	52	203340	55
200740	44	201797	21	203084	39	203342	56
200741	44	201800	24	203085	52	203349	52
200742	44	201802	21	203086	39	203350	55
200743	44	201805	24	203141	39	203360	55
200920	33	201807	21	203181	39	203361	38
201000	23	201810	24	203182	39	203363	38
201020	24	201812	31	203185	38	203400	55
201050	23	201815	33	203189	38	203402	56
201070	24	201817	31	203194	52	203410	55
201100	23	201820	33	203197	38	203412	56
201120	24	201822	31	203198	38	203420	55
201150	23	201825	33	203205	38	203450	55
201170	24	201827	31	203206	39	203460	55
201200	32	201829	33	203209	39	203470	55
201220	33	201900	62	203219	39	203472	56
201250	32	201910	62	203220	55	203480	55
201270	33	201920	62	203222	56	203500	55
201300	32	201930	62	203226	39	203505	55
201301	33	201940	62	203230	55	203510	55
201350	32	202066	43	203232	56	203515	55
201370	33	202134	53	203235	52	203520	55
201400	32	202145	53	203239	39, 52	203525	55
201500	23	202192	53	203240	55	203530	55
201520	24	202315	52	203242	56	203535	55
201550	23	202325	52	203245	39, 52	203540	55
201570	24	202456	54	203246	39, 52	203545	55
201600	23	202457	54	203249	39, 52	203550	55
201620	24	202630	43	203250	55	203571	56
201650	23	202640	43	203252	56	203572	56

Numerical Index

Part Number	Page
203573	56
203574	56
203575	56
203576	56
203577	56
203578	56
203579	56
203580	56
203581	56
204000	43
204001	43
204051	43
204052	43
204880	72
204922	43
204940	52
207114	39
207115	39
207116	39
230223	87
230225	87
249980	86
249981	86
249982	86
249984	86
249985	86
249986	86
249987	86
249988	86
249989	86
DS80000	35
DS80030	35
DS80075	35
DS80100	35
DS80135	35
DS80200	35
DS80230	35
DS80275	35
DS80300	34
DS80330	34
DS80365	34
DS80400	34
DS80430	34
DS80465	34
DS80500	34
DS80530	34
DS80565	34

Part Number	Page
DS80600	34
DS80630	34
DS80665	34
DS80700	34
DS80730	34
DS80765	34
DS80800	34
DS80830	34
DS80865	34
DS80900	35
DS80930	35
DS80975	35
DS81000	35
DS81030	35
DS81075	35
DS81100	35
DS81130	35
DS81175	35
DS81217	35
DS81230	35
DS86200	35
DS86211	35
DS86250	35
DS86259	35
DS87900	34
DS87930	34
DS88000	35
DS88011	35
DS88400	35
DS88411	35
DS88500	35
DS88511	35
0159902	54
0160310	53



HAMILTON Bonaduz AG

Via Crusch 8
CH-7402 Bonaduz, Schweiz
Toll-free: 00800-660-660-60
Telephone: +41-81-660-60-60
Fax: +41-81-660-60-70
contact@hamilton.ch

HAMILTON Company

4970 Energy Way
Reno, Nevada 89502 USA
Toll-free: 800-648-5950
Telephone: +1-775-858-3000
Fax: +1-775-856-7259
sales@hamiltoncompany.com

HAMILTON quality products:

Process sensors
Laboratory sensors
DURACAL™ pH buffer solutions
Conductivity sensors
Conductivity standards
Oxygen sensors
Retro-fit armatures for sensors
MICROLITER™ syringes
GASTIGHT® syringes
Instrument syringes
SoftGrip™ pipettes
SofTouch™ pipettes
SoftAide™ pipettes
SofTop™ dispenser
HPLC columns
DeCapper
BioLevigator
ML500

Laboratory automation for:

Drug discovery
Genomics
Proteomics
Forensics
In-vitro diagnostics

<http://www.hamiltoncompany.com>

Support Europe : contact@hamilton.ch

Support US : sales@hamiltoncompany.com

Your Hamilton representative

ЗАО "Лабораторная Диагностика"
119991, Москва, Ленинские горы, МГУ
тел.: +7 (495) 647-22-94, 932-92-15
факс: +7 (495) 938-24-57
info@LD.ru
www.LD.ru

TRADEMARKS:

The following are trademarks of HAMILTON

Digital Syringe™
GASTIGHT®
MICROLITER™
MODIFIED MICROLITER™
ACCUDIL®
SampleLock™
MICROLAB®

The following company trademarks have been used in this catalog

KEL-F® - 3M Company
Tekmar™ - Tekmar-Dohrmann
Microseal™ - Merlin Instrument Company
Perkin-Elmer® - Perkin Elmer Corporation
Integral™ - Perkin Elmer Corporation
AutoSystem™ - Perkin Elmer Corporation
Beckman® - Beckman Instruments
WATERS® - WATERS Corporation
WISP™ - WATERS Corporation
CTC®
Agilent®